

HSBC Flexi Debt Fund (HFDF)

An open ended dynamic debt scheme investing across duration. Please refer Page no. 9 of the SID for explanation on Macaulay duration. Relatively high interest rate risk and low credit risk.¹

Date: November 2022

Fund Details



Fund Manager³

Ritesh Jain



AUM (as on 31.10.22)

54.60 Cr



Minimum Investment

| Lumpsum | SIP | Additional Purchase |
|---------|-------|---------------------|
| ₹ 5,000 | ₹ 500 | ₹ 1,000 |



| | |
|------------------|------------|
| Average Maturity | 3.52 years |
|------------------|------------|

| | |
|-------------------|------------|
| Modified Duration | 2.77 years |
|-------------------|------------|

| | |
|-------------------|------------|
| Macaulay Duration | 2.89 years |
|-------------------|------------|

| | |
|--------------------------------|-------|
| Yield to Maturity ² | 7.09% |
|--------------------------------|-------|



Benchmark

CRISIL Dynamic Bond Fund A-III Index^{4, 5}



Inception Date

05 October 2007



Exit Load

NIL

Current Portfolio Strategy

- Yields at the longer end of the curve remain influenced by global cues including global bond yields, crude and commodity prices. We have seen a rally in recent weeks given the drop in crude prices, down-move in US treasury yields and expectation that Federal Reserve may soften the pace of rate hikes given some softening seen in US inflation prints.
- Overall, the long duration segment is expected to continue to see volatility based on move in global markets as well as domestic macro factors such as inflation which remain elevated.
- Absorption of heavy bond supply also remains a challenge in the absence of open market operation (OMO) purchases and non-inclusion in global bond indices Steepness in the curve remains low beyond the 5 yr segment and spread between 10 yr and 5 yr is only ~15 bps and between 14 yr and 10 yr is also less than 15 bps.
- Under these circumstances, we intend to position with an underweight stance in the long bond portfolios versus the index and intend to take advantage tactically of any opportunities that may arise on the longer end of the curve depending on market conditions.

Investment Objective:

To deliver returns in the form of interest income and capital gains, along with high liquidity, commensurate with the current view on the markets and the interest rate cycle, through active investment in debt and money market instruments. However, there can be no assurance or guarantee that the investment objective of the scheme would be achieved.

Product Note

¹ Pursuant to the circular issued by SEBI on 'Categorization and Rationalization of the Schemes, there has been change in the fundamental attribute(s) of the aforesaid effective from Mar 14, 2018. ² YTM Based on invested Amount ³ The said Fund is managed by Ritesh Jain effective September 01, 2020. ⁴ SEBI vide its circular no. SEBI/HO/IMD/IMD-II DF3/P/CIR/2021/652 dated October 27, 2021, on 'Guiding Principles for bringing uniformity in Benchmarks of Mutual Fund Schemes' has introduced two-tiered structure for benchmarking of certain categories of schemes. Accordingly, the benchmark has been classified as Tier 1 benchmark. Furthermore, the same is effective from 01 December 2021. ⁵ Fund's benchmark has changed with effect from April 01, 2022.

The fund may undergo merger/consolidation along with changes to their fundamental attributes as per the notice published on 14 Oct '22. For more details visit our website page - <https://www.assetmanagement.hsbc.co.in/en/mutual-funds/acquisition-of-lt-mutual-fund>.

HSBC Flexi Debt Fund (HFDF)

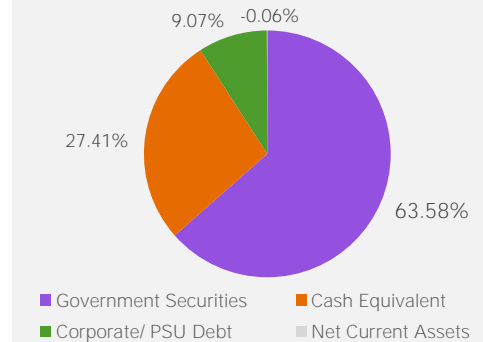
Date: November 2022

Portfolio

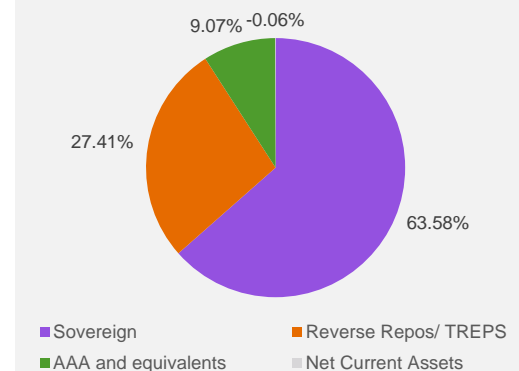
| Issuer | Rating | % to Net Assets |
|---|------------|-----------------|
| Corporate/ PSU Debt | | |
| Corporate Bonds / Debentures | | 9.07% |
| Indian Railway Finance Corporation Limited | CRISIL AAA | 9.07% |
| Government Securities | | 63.58% |
| 7.38% GOI 20JUN2027 | SOVEREIGN | 18.80% |
| 5.15% GOVERNMENT OF INDIA 09NOV25 G-SEC | SOVEREIGN | 17.74% |
| GOI 07.72% 25MAY25 | SOVEREIGN | 9.56% |
| 6.54% GOI 17JAN2032 | SOVEREIGN | 8.76% |
| 5.63% GOI 12APR2026 | SOVEREIGN | 8.72% |
| Cash Equivalent | | 27.35% |
| TREPS* | | 10.03% |
| Reverse Repos | | 17.38% |
| Net Current Assets | | -0.06% |
| Total Net Assets as on 31-OCTOBER-2022 | | 100.00% |



Asset Allocation

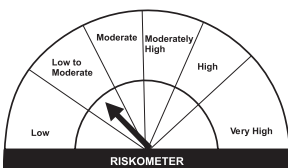


Rating Portfolio



HSBC Flexi Debt Fund Riskometer

HSBC Flexi Debt Fund



Investors understand that their principal will be from Low to Moderate risk

Dynamic Bond Fund - An open ended dynamic debt scheme investing across duration. Please refer Page no. 9 of the SID for explanation on Macaulay duration. Relatively high interest rate risk and relatively low credit risk.

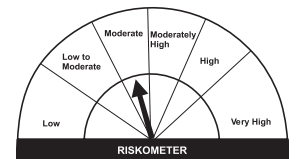
This product is suitable for Investors who are seeking:**

- Regular Income over long term
- Investment in Debt / Money Market Instruments.

****Investors should consult their financial advisers if in doubt about whether the product is suitable for them.**

Please note that the above risk-o-meter is as per the product labelling of the Scheme available as on the date of this communication/ disclosure. As per SEBI circular dated October 5, 2020 on product labelling (as amended from time to time), risk-o-meter will be calculated on a monthly basis based on the risk value of the scheme portfolio based on the methodology specified by SEBI in the above stated circular. The AMC shall disclose the risk-o-meter along with portfolio disclosure for all their schemes on their respective website and on AMFI website within 10 days from the close of each month. Any change in risk-o-meter shall be communicated by way of Notice cum Addendum and by way of an e-mail or SMS to unitholders of that particular Scheme.

Benchmark: CRISIL Dynamic Bond Fund A-III Index



Potential Risk Class (HSBC Flexi Debt Fund)

Credit Risk →

Interest Rate Risk ↓

Relatively Low (Class I)

Moderate (Class II)

Relatively High (Class III)

Relatively Low (Class A)

Moderate (Class B)

Relatively High (Class C)

A-III

Potential Risk Class ("PRC") matrix indicates the maximum interest rate risk (measured by Macaulay Duration of the scheme) and maximum credit risk (measured by Credit Risk Value of the scheme) the fund manager can take in the scheme. PRC matrix classification is done in accordance with and subject to the methodology/guidelines prescribed by SEBI to help investors take informed decision based on the maximum interest rate risk and maximum credit risk the fund manager can take in the scheme, as depicted in the PRC matrix.

HSBC Flexi Debt Fund (HFDF)

Date: November 2022

Disclaimer: This document has been prepared by HSBC Asset Management (India) Private Limited (HSBC) for information purposes only and should not be construed as i) an offer or recommendation to buy or sell securities, commodities, currencies or other investments referred to herein; or ii) an offer to sell or a solicitation or an offer for purchase of any of the funds of HSBC Mutual Fund; or iii) an investment research or investment advice. It does not have regard to specific investment objectives, financial situation and the particular needs of any specific person who may receive this document. Investors should seek personal and independent advice regarding the appropriateness of investing in any of the funds, securities, other investment or investment strategies that may have been discussed or referred herein and should understand that the views regarding future prospects may or may not be realized. In no event shall HSBC Mutual Fund/HSBC Asset management (India) Private Limited and / or its affiliates or any of their directors, trustees, officers and employees be liable for any direct, indirect, special, incidental or consequential damages arising out of the use of information / opinion herein.

This document is intended only for those who access it from within India and approved for distribution in Indian jurisdiction only. Distribution of this document to anyone (including investors, prospective investors or distributors) who are located outside India or foreign nationals residing in India, is strictly prohibited. Neither this document nor the units of HSBC Mutual Fund have been registered under Securities law/Regulations in any foreign jurisdiction. The distribution of this document in certain jurisdictions may be unlawful or restricted or totally prohibited and accordingly, persons who come into possession of this document are required to inform themselves about, and to observe, any such restrictions. If any person chooses to access this document from a jurisdiction other than India, then such person do so at his/her own risk and HSBC and its group companies will not be liable for any breach of local law or regulation that such person commits as a result of doing so.

© Copyright. HSBC Asset Management (India) Private Limited 2022, ALL RIGHTS RESERVED.

HSBC Mutual Fund, 9-11th Floor, NESCO - IT Park Bldg. 3, Nesco Complex, Western Express Highway, Goregaon East, Mumbai 400063. Maharashtra.
GST - 27AABCH0007N1ZS, Email: hsbcmf@camsonline.com | Website: www.assetmanagement.hsbc.co/in

Mutual fund investments are subject to market risks, read all scheme related documents carefully.