

Why stop at one

Invest in HSBC Multi Cap Fund

(Multi Cap Fund - An open ended equity scheme investing across large cap, mid cap, small cap stocks)

NFO

Opens 10 January, 2023

Closes 24 January, 2023

Reopening 3 February, 2023

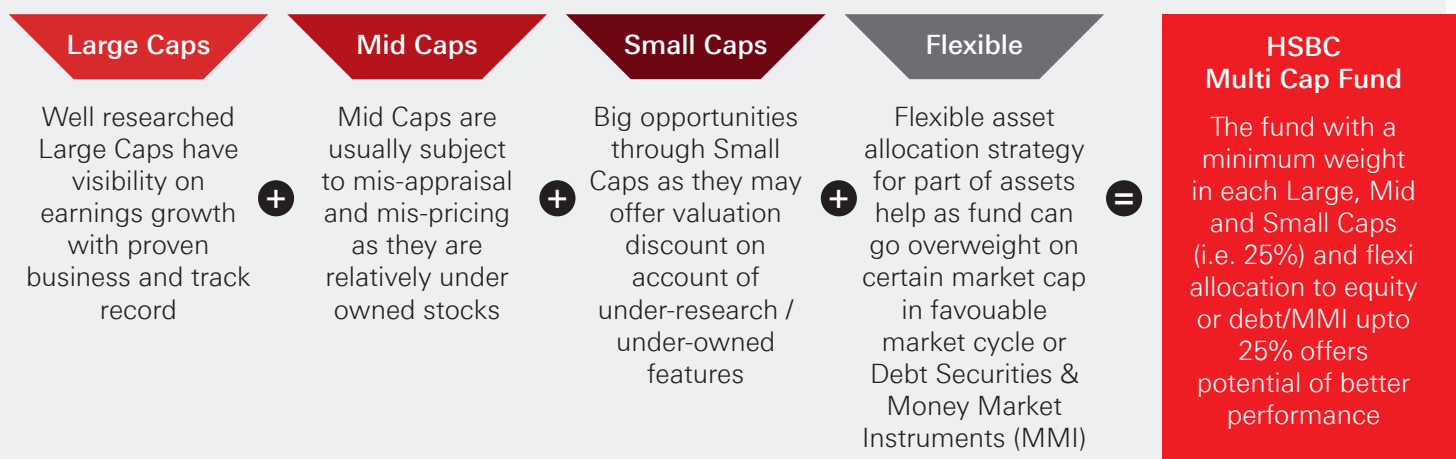


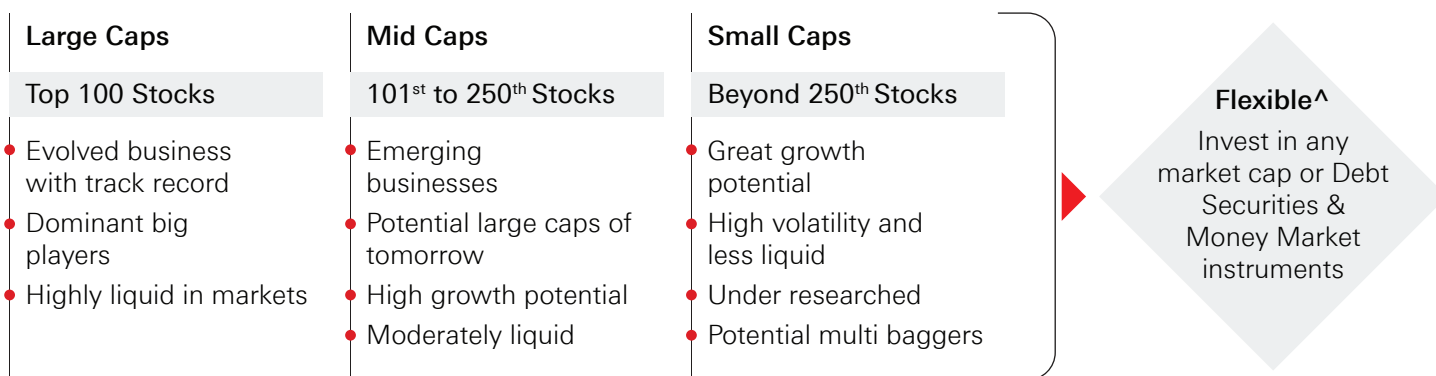
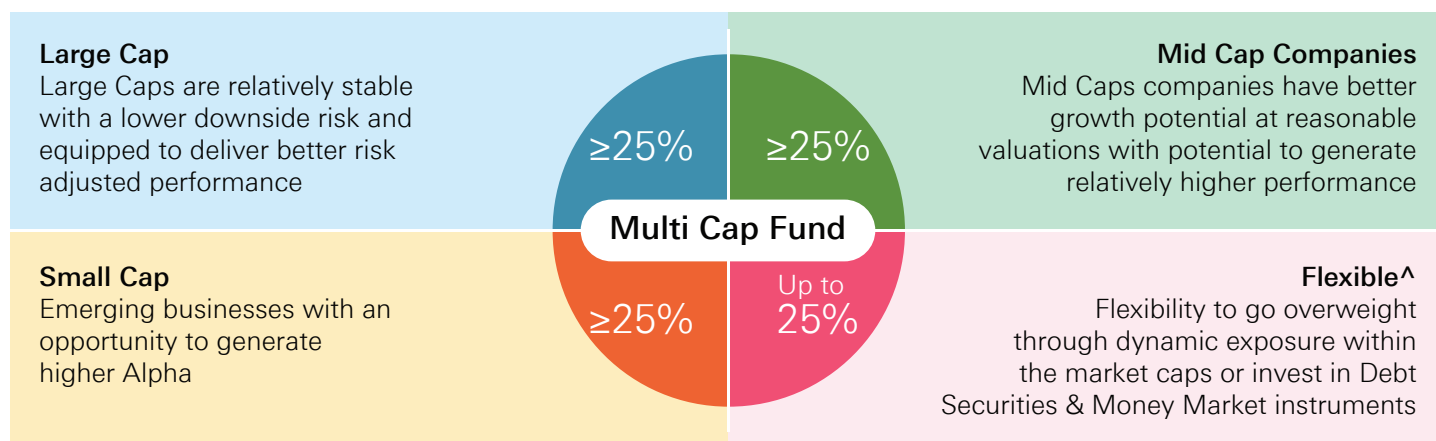
when you can aim to win them all?

Indian economy is at an important juncture. While the trajectory of GDP growth looks promising, factors like slew of reforms, strong domestic demand have set the stage right for a decade of growth in the Indian economy. One of the smartest ways to benefit from this potential growth of the Indian equity market is investing in a diversified portfolio, which invest across a range of market cap can be a solution to build wealth. Multi Cap schemes can be a good choice for a core portfolio of investors looking to invest in equities and participate in broad-based growth.

HSBC Multi Cap Fund with a minimum weight of 25% each to Large, Mid and Small Caps and flexi allocation upto 25% to equity or Debt Securities & Money Market instruments, has potential to offer effective diversification and consistent better performance.

Access benefits in multiple market cycles through one fund

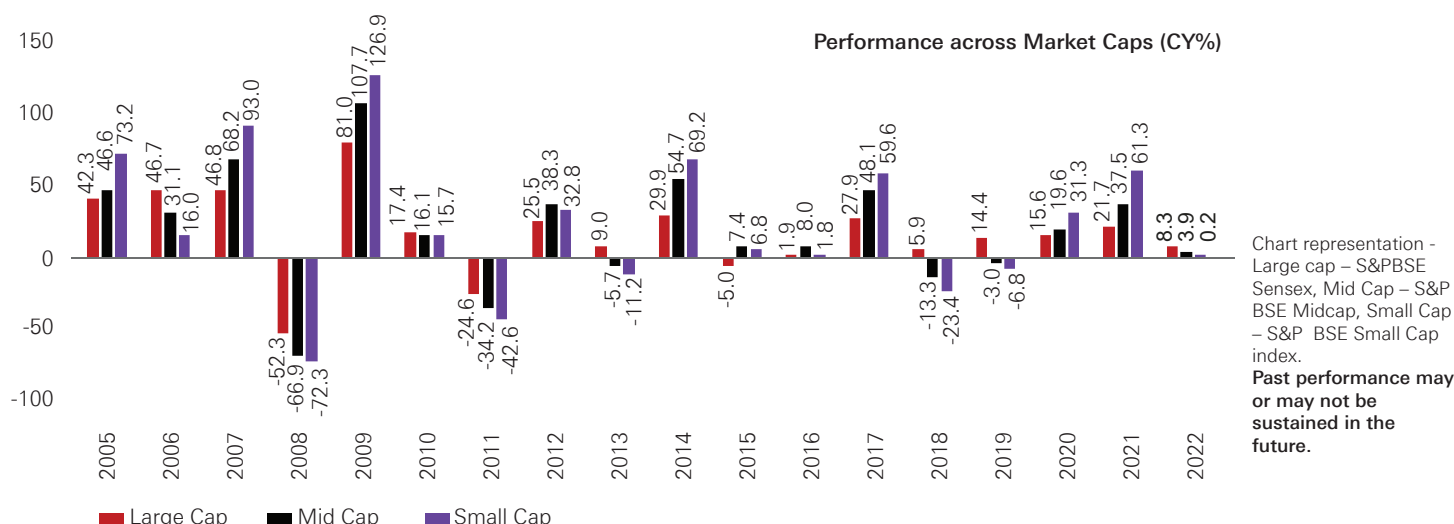




Large Cap (25%) + Mid Cap (25%) + Small Cap (25%) + Flexible^ (25%) = Multi Cap advantage

Source – HSBC Mutual Fund. ^ Flexible^ – The fund can invest in any market cap or Debt Securities & Money Market instruments. The asset allocation and investment strategy will be as per Scheme Information Document (SID). Large-caps are represented by the top 100 stocks on full market capitalisation basis & Mid caps are represented by the next 150 stocks based on full market capitalisation and Small Cap stocks beyond 250th stock based on full market capitalisation basis .

Multi Cap strategy has potential to perform in the different market cycles



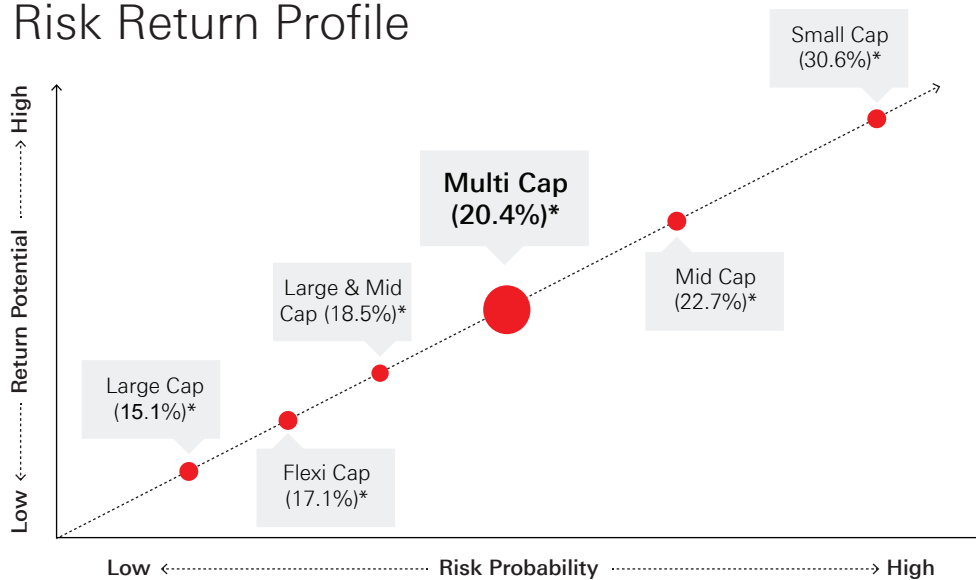
It can be seen historically, winners may change based on favourable or unfavorable market cycle

Large Cap stocks have outperformed / fallen less in 2006, 2008, 2010, 2011, 2013, 2018 and 2019

Mid Cap stocks have outperformed in 2012, 2015 & 2016

Small Cap stocks were the best performers in the year 2005, 2007, 2009, 2014, 2017 and 2020

Risk Return Profile



Multi Cap Funds offer better risk-adjusted performance

For illustration purpose only. Actual scenario may vary.

Past performance may or may not be sustained in the future.

Source: HSBC Mutual Fund, ICRA MFI, * Category average return for 3 year CAGR as on 30 November 2022, Past performance may or may not be sustained in the future. All schemes from each category that have completed three years are included in above chart data. No of Funds in respective category – 30 Large Cap, 25 Flexi Cap, 26 Large & Mid Cap, 8 Multi Cap, 25 Mid Cap and 21 Small Cap funds.

Investment Strategy – HSBC Multi Cap Fund (HMCF)

Minimum defined weight to 3 market caps

- ♦ Actively managed portfolio of companies across three market caps with a minimum 25% weightage to each Large, Mid and Small Caps
- ♦ Focus on select dominant players in respective businesses
- ♦ Prudent risk control

Flexibility for balance 25%

To gain from favorable market cycle, the fund has the flexibility to invest upto 25% of assets in any market cap segments or Debt Securities & Money Market instruments

Top-Down Approach

Top-Down approach

- ♦ Macroeconomic factors
- ♦ Strengths & Opportunities in industry
- ♦ Economy / Business Cycles

Bottom Up Approach

Bottom-up approach - key to identifying Small and Mid Cap winners

- ♦ Identify scalable opportunities
- ♦ Competent management / promoters
- ♦ Strong corporate governance
- ♦ Financial strength

Focus on strong businesses with sustainable profitability, higher earnings potential and reasonable valuations

Opportunity across sizes - **L E A P**

Large Cap - **L**eader
Top 100 companies

Well established businesses

Matured players with long track record

High liquidity

Stable and less volatile

Mid Cap – **E**merging **A**spirants
101st to 250th companies

Potential Large Caps

Proven track record with higher growth prospects

Comparatively higher volatile versus Large Caps

Potential valuation multiple re-rating candidates

Small Cap - **P**earls
251st company and beyond

Niche and emerging businesses

High potential for growth

Relatively more volatile and less liquidity

Higher research arbitrage

Access many benefits through HSBC Multi Cap Fund

Investment Objective	The investment objective of the fund is to generate long-term capital growth from an actively managed portfolio of equity and equity related securities across market capitalization. However, there can be no assurance or guarantee that the investment objective of the scheme would be achieved.
Benchmark	Benchmark Index : NIFTY 500 Multicap 50:25:25 TRI
Fund Manager	Venugopal Manghat (For Domestic equities) Sonal Gupta (For Overseas investments) Kapil Punjabi (For Fixed income)



Venugopal Manghat is the Chief Investment Officer (CIO) – Equity of HSBC Mutual Fund. Venugopal was previously Head – Equity Investments, L&T Investment Management Limited from May 2016 to Nov 2022 and was Co-Head –Equity Investments, L&T Investment Management Limited from Apr 2012 – Apr 2016. Prior to 2012, he was Co-Head - Equities, Tata Asset Management Limited, India from 1995 – 2012. His educational qualification is MBA Finance, B.SC (Mathematics).

Mr. Venugopal Manghat

Chief Investment Officer - Equity,
HSBC Investment Management (India) Pvt. Ltd.

Reach us 1800 200 2434

www.assetmanagement.hsbc.co.in

Follow us on     

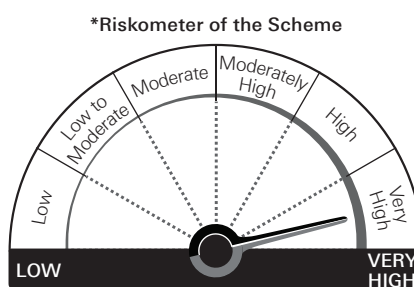
HSBC Multi Cap Fund (Multi Cap Fund - An open ended equity scheme investing across large cap, mid cap, small cap stocks)

This product is suitable for investors who are seeking*:

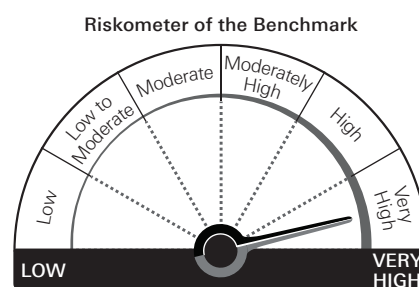
- To create wealth over long-term
- Investment predominantly in equity and equity related securities across market capitalisation

***Investors should consult their financial advisers if in doubt about whether the product is suitable for them.**

(Benchmark: NIFTY 500 Multicap 50:25:25 TRI)



Investors understand that their principal will be at Very High risk



Product labelling assigned during the NFO is based on internal assessment of the scheme characteristics or model portfolio and the same may vary post NFO when the actual investments are made.

Source – HSBC Mutual Fund, ICRA MFI, Refer to the SID of HSBC Multi Cap Fund for more details

Disclaimer:

This document has been prepared by HSBC Asset Management (India) Private Limited (HSBC) for information purposes only with an intent to provide market overview and should not be construed as an offer or solicitation of an offer for purchase of any of the funds of HSBC Mutual Fund. All information contained in this document (including that sourced from third parties), is obtained from sources, which HSBC/ third party, believes to be reliable but which it has not been independently verified by HSBC/ the third party. Further, HSBC/ the third party makes no guarantee, representation or warranty and accepts no responsibility or liability as to the accuracy or completeness of such information. The information and opinions contained within the document are based upon publicly available information and rates of taxation applicable at the time of publication, which are subject to change from time to time. Expressions of opinion are those of HSBC only and are subject to change without any prior intimation or notice. It does not have regard to specific investment objectives, financial situation and the particular needs of any specific person who may receive this document. Investors should seek financial advice regarding the appropriateness of investing in any securities or investment strategies that may have been discussed or recommended in this report and should understand that the views regarding future prospects may or may not be realized. Neither this document nor the units of HSBC Mutual Fund have been registered in any jurisdiction. The distribution of this document in certain jurisdictions may be restricted or totally prohibited and accordingly, persons who come into possession of this document are required to inform themselves about, and to observe, any such restrictions.

This document is intended only for those who access it from within India and approved for distribution in Indian jurisdiction only. Distribution of this document to anyone (including investors, prospective investors or distributors) who are located outside India or foreign nationals residing in India, is strictly prohibited. Neither this document nor the units of HSBC Mutual Fund have been registered under Securities law/Regulations in any foreign jurisdiction. The distribution of this document in certain jurisdictions may be unlawful or restricted or totally prohibited and accordingly, persons who come into possession of this document are required to inform themselves about, and to observe, any such restrictions. If any person chooses to access this document from a jurisdiction other than India, then such person do so at his/her own risk and HSBC and its group companies will not be liable for any breach of local law or regulation that such person commits as a result of doing so.

Mutual Fund investments are subject to market risks, read all scheme related documents carefully.

© Copyright. HSBC Asset Management (India) Private Limited 2022, ALL RIGHTS RESERVED.

HSBC Asset Management (India) Private Limited, 9-11 Floors, NESCO IT Park, Building no. 3, Western Express Highway, Goregaon (East), Mumbai – 400 063, India.

investor.line@mutualfunds.hsbc.co.in | Website: www.assetmanagement.hsbc.co.in