

A fund with a range of shots.



HSBC Multi Asset Allocation Fund

(An open ended scheme investing in Equity & Equity Related instruments, Debt & Money Market Securities and Gold / Silver ETFs)

To face all market deliveries.

September 2024

A seasoned player has an arsenal of shots ready to be used as per pitch conditions and delivery. Similarly, every portfolio needs different asset classes that can combine to provide return potential while adjusting risk. Choose a fund that invests in equity for growth potential while debt and Gold / Silver can help to balance risks in volatile market conditions.

Multi Asset Allocation strategy offers diversification, reduces volatility

Rolling Returns	Parameters	Multi Asset Strategy	Nifty 50 TRI	Debt (100%)	Gold (100%)	Silver (100%)
1 Year	Average ▶	11.9%	13.0%	7.6%	13.2%	11.9%
	Minimum ▶	-38.0%	-55.4%	-0.5%	-17.3%	-29.9%
	Maximum ▶	73.4%	100.2%	15.8%	55.1%	159.7%
	Volatility ▶	14.8%	22.9%	3.7%	15.1%	28.9%
3 Years	Average ▶	11.7%	12.1%	7.8%	11.5%	9.6%
	Minimum ▶	-0.1%	-4.5%	4.1%	-8.0%	-17.3%
	Maximum ▶	27.5%	32.4%	12.9%	35.4%	52.4%
	Volatility ▶	3.9%	6.1%	1.8%	9.3%	15.7%
5 Years	Average ▶	11.0%	11.4%	8.0%	10.3%	6.8%
	Minimum ▶	2.3%	-1.0%	5.5%	-2.0%	-11.6%
	Maximum ▶	19.4%	21.8%	10.4%	28.5%	28.0%
	Volatility ▶	2.5%	4.2%	1.1%	7.5%	9.9%

Multi Asset Allocation scenarios show reasonable risk adjusted performance

- ◆ Equity markets have delivered strong performance during positive market situations but also corrected sharply during major events such as Sub-prime, Chinese slowdown and Corona virus led global lockdown
- ◆ During such events, asset classes such as Gold or Debt or Silver may compensate for negative equity performance

Past performance may or may not be sustained in the future and is not indicative of future results.

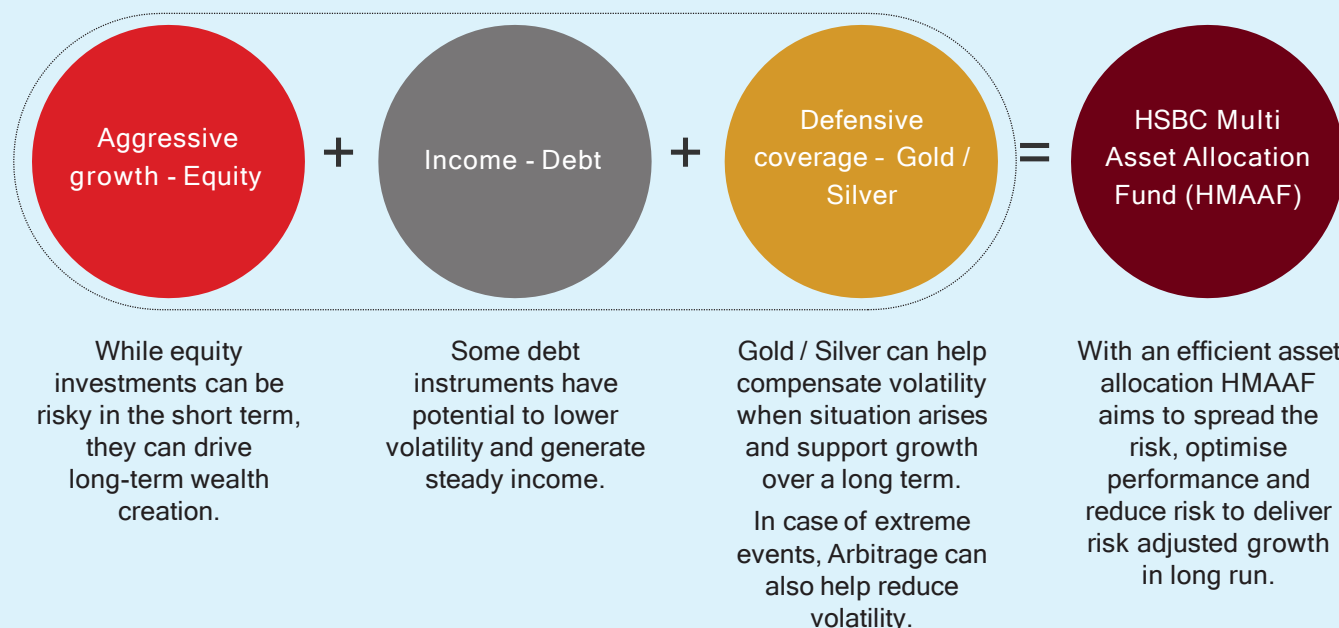
Equity represented by Nifty 50 TRI, Debt by CRISIL Composite Bond Fund Index, Gold by MCX / spot gold prices (PM) (per 10 gram), Silver by MCX / spot silver prices (PM), Multi Asset Strategy = Equity (65%) + Debt (20%) + Gold (10%) + Silver (5%), Daily rolling performance with 1, 3 and 5-year rolling frequency / volatility, Volatility= Annualised Standard Deviation of daily weighted return,

Source: NSE, CRISIL, Data as on 31 December 2023. Performance results may have inherent limitations, and no representation is being made that any investor will or is likely to achieve. Data period 1 Jan 2007 to 31 Dec 2023.

Past performance may or may not be sustained in the future and is not indicative of future results.

Allrounder can grow through Ups and Downs

HSBC Multi Asset Allocation Fund



Multi Asset Allocation scenarios show reasonable risk adjusted performance

Source - HSBC Mutual Fund, For illustration purpose only.

Investment approach/ philosophy - HSBC Multi Asset Allocation Fund

Equity - 65% (minimum) to 80% allocation

- Actively managed portfolio of companies across market caps
- Typical equity allocation may range between 65% to 80%
- Asset re-allocation could be undertaken basis changes in a market / asset class outlook of the Fund House
- Approach: Blended -
Top down + Bottom up
- Style: Blended :
Growth and Value

Debt - 10% (minimum) to 25%

- Typical Debt allocation is likely to be around 10% to 25%
- Aims to invest in high quality assets including GOI securities, Corporate bonds, Money market instruments to generate alpha with active duration management
- Aims to build a liquid portfolio to enable positioning changes based on evolving scenario
- Focus on the short to medium end of the curve

Gold / Silver ETFs - 10% (minimum) to 25%

- Gold/Silver allocation is expected to be around 10% to 25%
- Aim to compensate volatility when situation arises and support growth over a long term through Gold / Silver
- Focus on the short to medium end of the curve

Arbitrage

- In certain market situations or if market outlook is negative, Equity portion can be used for arbitrage with an aim to lower a downside impact
- In case of extreme events Arbitrage can help reduce volatility and improve overall performance

The fund aims to capitalise on an optimum Multi Asset Allocation investment strategy

Source - HSBC Mutual Fund,

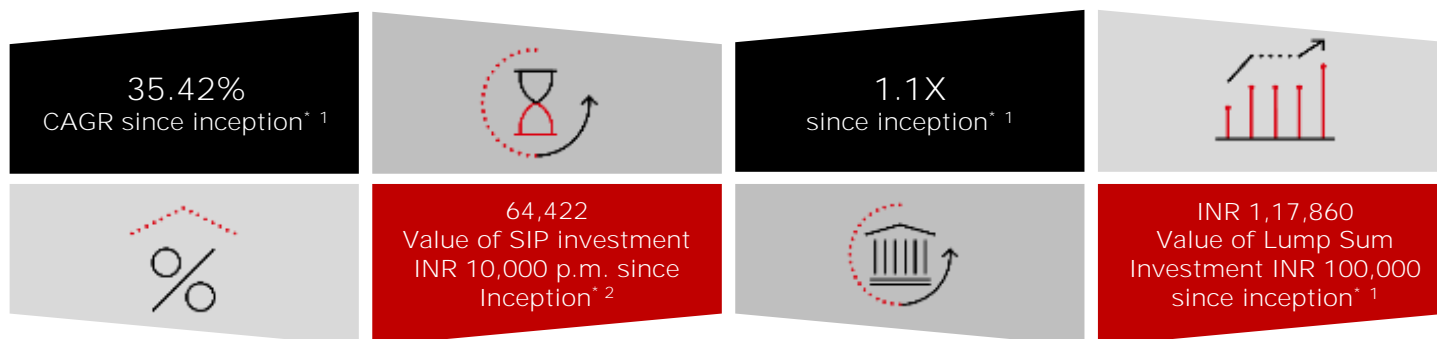
Note : Please refer to Scheme Information Document(SID) for more detail on Asset Allocation of the scheme

Why HSBC Multi Asset Allocation Fund?

- ◆ With an efficient asset allocation HSBC Multi Asset Allocation Fund aims to spread the risk across three major asset classes i.e. Equity, Debt and Gold/Silver risk to deliver fair risk adjusted growth in long run.
- ◆ HMAAF's typical equity allocation may range between 65% to 80%.
- ◆ The fund aims to follow blended i.e. Top-down + Bottom-up approach and blended Growth and Value style investing.
- ◆ Fund will take flexicap approach and invest across market caps based on prevailing valuation comfort
- ◆ General Debt allocation of the fund is likely to be around 10% to 25%.
- ◆ Aims to invest in high quality assets including GOI securities, Corporate bonds, Money market instruments to generate alpha with active duration management.
- ◆ The fund also aims to allocate around 10% to 25% to Gold/Silver ETF to compensate for volatility and support long term growth.
- ◆ In case of extreme events the fund may explore Arbitrage opportunities to help reduce volatility and improve overall performance.
- ◆ Asset re-allocation could be undertaken basis changes in a market / asset class outlook of the Fund House.

HMAAF is a fund with a range of shots which aims to face all market deliveries

Fund Category	Fund Manager	Benchmark ¹	Inception Date	AUM ^{&}
Multi Asset Allocation	Cheenu Gupta, Mahesh Chhabria, Kapil Punjabi, Dipan Parikh & Sonal Gupta [#]	BSE 200 TRI (65%) + NIFTY Short Duration Debt Index (20%) + Domestic Price of Gold (10%) + Domestic Price of Silver (5%)	28-Feb-24	Rs. 1,986.79 Cr



* Since inception - 28 Feb 24

¹ As on 30 August 2024 of Growth option regular plan. During the same period, scheme benchmark (BSE 200 TRI (65%) + NIFTY Short Duration Debt Index (20%) + Domestic Price of Gold (10%) + Domestic Price of Silver (5%)) has moved by 1.1X to Rs. 1,15,100 from Rs.100,000 and delivered return of 29.96%. Please refer page no. 3 for detailed performance of HSBC Equity Savings Fund.

² During the same period, value of scheme benchmark ((BSE 200 TRI (65%) + NIFTY Short Duration Debt Index (20%) + Domestic Price of Gold (10%) + Domestic Price of Silver (5%)) has moved 64,292

³ As per clause 1.9 of the SEBI Master Circular dated June 27, 2024, on 'Guiding Principles for bringing uniformity in Benchmarks of Mutual Fund Schemes' has introduced two-tiered structure for benchmarking of certain categories of schemes. Accordingly, the benchmark has been classified as Tier 1 benchmark effective from 01 December 2021.

⁴ TER Annualized TER including GST on Investment Management Fees.

⁵ Continuing plans, ⁶For disclosure of quarterly AUM/AAUM and AUM by geography, please visit our website: <https://www.assetmanagement.hsbc.co.in/en/mutual-funds/investor-resources/information-library/#accordion1446811090=4>

Note: The sector(s)/stock(s)/issuer(s) mentioned in this document do not constitute any research report nor it should be considered as an investment research, investment recommendation or advice to any reader of this content to buy or sell any stocks / investments. The Fund/portfolio may or may not have any existing / future position in these sector(s)/stock(s)/issuer(s).

Source – HSBC Mutual Fund, Data as of 30 August 2024. Past performance may or may not be sustained in the future and is not indicative of future results.

[#] Sonal Gupta is dedicated fund manager for investments in foreign securities by all the schemes of HSBC Mutual Fund.

Note: The sector(s)/stock(s)/issuer(s) mentioned in this document do not constitute any research report nor it should be considered as an investment research, investment recommendation or advice to any reader of this content to buy or sell any stocks / investments. The Fund/portfolio may or may not have any existing / future position in these sector(s)/stock(s)/issuer(s).

Portfolio	% to net assets	Industry - Allocation	% to net assets
Zomato Limited	3.94%	Electrical Equipment	14.48%
GE TandD India Limited	3.71%	Gold ETF	10.34%
Trent Limited	3.33%	Reverse Repos/TREPS	7.87%
Suzlon Energy Limited	3.11%	Retailing	7.27%
Jyoti CNC Automation Limited	2.10%	Government Securities	5.99%
Sobha Limited	2.03%	Construction	5.19%
Transformers And Rectifiers (India) Limited	1.89%	Aerospace & Defense	4.02%
Blue Star Limited	1.89%	IT - Software	3.97%
Bharat Electronics Limited	1.78%	Realty	3.82%
CG Power and Industrial Solutions Limited	1.75%	Silver ETF	3.78%

Exit Load: If units redeemed or switched out are upto 10% of the units purchased or switched in within 1 year from the date of allotment – Nil If units redeemed or switched out are over and above the limit within 1 year from the date of allotment – 1% If units are redeemed or switched out on or after 1 year from the date of allotment – Nil.

Month End Total Expenses Ratios (Annualized)² – Regular³: 1.91%, Direct: 0.55%

Sonal Gupta is dedicated fund manager for investments in foreign securities by all the schemes of HSBC Mutual Fund.

Fund Manager - Cheenu Gupta Effective 28 Feb 2024. Total Schemes Managed – 11; Fund Manager - Mahesh Chhabria Effective 28 Feb 2024. Total Schemes Managed – 11; Fund Manager - Kapil Punjabi Effective 28 Feb 2024. Total Schemes Managed – 17; Fund Manager - Dipan Parikh Effective 28 Feb 2024. Total Schemes Managed – 1; Fund Manager - Sonal Gupta Effective 28 Feb 2024. Total Schemes Managed - 19					
Fund / Benchmark (Value of Rs 10,000 Invested)	6 Months		Since Inception		31-Aug-23
	Amount in Rs	Returns %	Amount in Rs	Returns %	
HSBC Multi Asset Allocation Fund-Regular Plan	11786	35.42	11786	35.42	
Scheme Benchmark (BSE 200 TRI (65%) + NIFTY Short Duration Debt Index (20%) +Domestic Price of Gold (10%)+Domestic Price of Silver (5%)	11510	29.96	11510	29.96	
Additional Benchmark (Nifty 50 TRI)	11593	31.60	11593	31.60	

Past performance may or may not be sustained in the future and is not indicative of future results. The performance details provided herein are of Regular Plan - Growth Option. Returns on ₹10,000 are point-to-point returns for the specific time period, invested at the start of the period. The returns for the respective periods are provided as on last available NAV of August 2024 for the respective schemes. Returns for 1 year and above are Compounded Annualized. Returns for less than 1 year is Simple Annualized. Load is not taken into consideration for computation of performance. Different plans shall have a different expense structure. The expenses of the Direct Plan under the Scheme will be lower to the extent of the distribution expenses / commission charged to the Regular Plan.

As per clause 5.9.1 of the SEBI Master Circular dated June 27, 2024, the scheme returns vis-à-vis the benchmark return (Total Return Index) shall be disclosed are provided from the date of allotment of units.

Post merger performance of the surviving scheme, arising out of merger of schemes with similar features, is computed as per the provisions of clause 13.4 of the SEBI Master Circular dated June 27, 2024, on Disclosure of Performance of Schemes post-merger using the weighted average performance of both transferor and transferee schemes. In other cases, performance is computed using the Applicable NAV of the surviving/continuing schemes. ~ ~ Face value Rs 10

SIP Performance - HSBC Multi Asset Allocation Fund– Regular Plan*			Inception Date: 28-Feb-24
Scheme Name & Benchmarks	6 Month	Since Inception	
Total amount invested (₹)	60000	60000	
Market Value as on August 30, 2024 (₹)	64,422	64,422	
Scheme Returns (%)	26.91	26.91	
(BSE 200 TRI (65%) + NIFTY Short Duration Debt Index (20%) +Domestic Price of Gold (10%)+Domestic Price of Silver (5%) - Scheme Benchmark (₹)	64,292	64,292	
(BSE 200 TRI (65%) + NIFTY Short Duration Debt Index (20%) +Domestic Price of Gold (10%)+Domestic Price of Silver (5%)- Scheme Benchmark Returns (%)	26.07	26.07	
Nifty 50 TRI - Additional Benchmark (₹)	65,560	65,560	
Nifty 50 TRI - Additional Benchmark Returns (%)	34.51	34.51	

Past performance may or may not be sustained in the future and is not indicative of future results. For SIP returns, monthly investment of Rs. 10,000/- invested on the 1st day of every month has been considered. SIP Return are calculated on XIRR basis. IDCW are assumed to be reinvested and bonus is adjusted. Load is not taken into consideration.

Sonal Gupta is dedicated fund manager for investments in foreign securities by all the schemes of HSBC Mutual Fund.

Source: HSBC Mutual Fund, data as on 30 August 2024

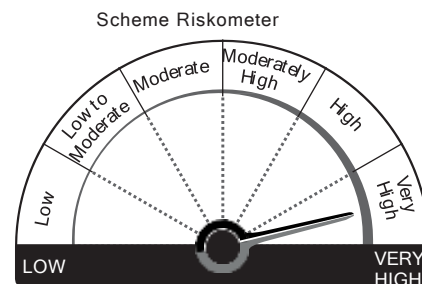
[Click here](#) to check other funds performance managed by the Fund Manager

HSBC Multi Asset Allocation Fund
(An open ended scheme investing in Equity & Equity Related instruments, Debt & Money Market Securities and Gold / Silver ETFs)

This product is suitable for investors who are seeking*:

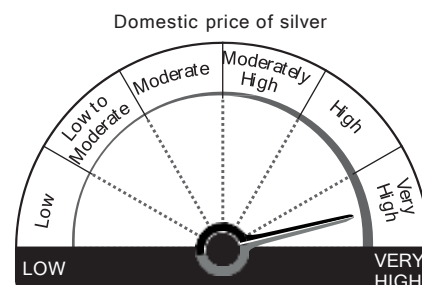
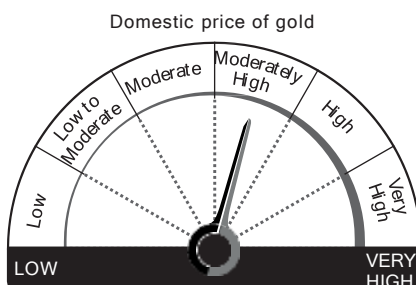
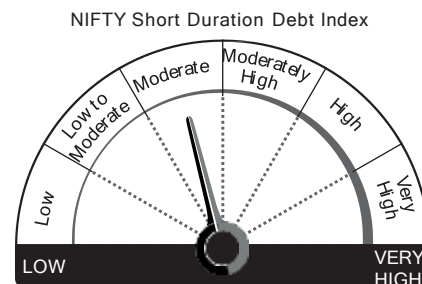
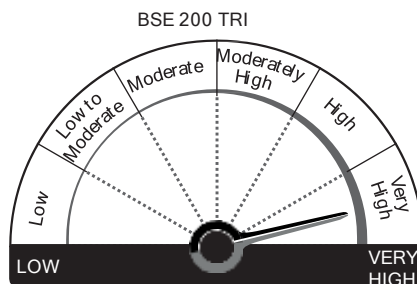
- Long term wealth creation
- Investment in equity and equity related securities, fixed income instruments and Gold / Silver ETFs.

*Investors should consult their financial advisers if in doubt about whether the product is suitable for them.



Investors understand that their principal will be at Very High risk

As per AMFI Tier I. **Benchmark Index: BSE 200 TRI (65%) + NIFTY Short Duration Debt Index (20%) + Domestic Price of Gold (10%) + Domestic Price of Silver (5%)**



Refer to the Scheme Information Document (SID) of HSBC Multi Asset Allocation Fund for more details.

Past performance may or may not be sustained in the future and is not indicative of future results. Source: HSBC Mutual Fund, data as on 30 August, 2024

Views are personal and based on information available in the public domain at present. Investors should not consider the same as investment advice. Please consult your financial advisor for all your investment decision.

Past performance may or may not be sustained in the future and is not indicative of future results. Source: HSBC Mutual Fund, data as on 30 August 2024

Investors are requested to note that as per SEBI (Mutual Funds) Regulations, 1996 and guidelines issued thereunder, HSBC AMC, its employees and/or empanelled distributors/agents are forbidden from guaranteeing/promising/assuring/predicting any returns or future performances of the schemes of HSBC Mutual Fund. Hence please do not rely upon any such statements/commitments. If you come across any such practices, please register a complaint via email at investor.line@mutualfunds.hsbc.co.in.

Disclaimer: This document has been prepared by HSBC Mutual Fund for information purposes only and should not be construed as i) an offer or recommendation to buy or sell securities, commodities, currencies or other investments referred to herein; or ii) an offer to sell or a solicitation or an offer for purchase of any of the funds of HSBC Mutual Fund; or iii) an investment research or investment advice. It does not have regard to specific investment objectives, financial situation and the particular needs of any specific person who may receive this document. Investors should seek personal and independent advice regarding the appropriateness of investing in any of the funds, securities, other investment or investment strategies that may have been discussed or referred herein and should understand that the views regarding future prospects may or may not be realized. In no event shall HSBC Mutual Fund/HSBC Asset management (India) Private Limited and / or its affiliates or any of their directors, trustees, officers and employees be liable for any direct, indirect, special, incidental or consequential damages arising out of the use of information / opinion herein.

This document is intended only for those who access it from within India and approved for distribution in Indian jurisdiction only. Distribution of this document to anyone (including investors, prospective investors or distributors) who are located outside India or foreign nationals residing in India, is strictly prohibited. Neither this document nor the units of HSBC Mutual Fund have been registered under Securities law/Regulations in any foreign jurisdiction. The distribution of this document in certain jurisdictions may be unlawful or restricted or totally prohibited and accordingly, persons who come into possession of this document are required to inform themselves about, and to observe, any such restrictions. If any person chooses to access this document from a jurisdiction other than India, then such person do so at his/her own risk and HSBC and its group companies will not be liable for any breach of local law or regulation that such person commits as a result of doing so.

© Copyright. HSBC Mutual Fund 2024. ALL RIGHTS RESERVED.

HSBC Mutual Fund, 9-11th Floor, NESCO - IT Park Bldg. 3, Nesco Complex, Western Express Highway, Goregaon East, Mumbai 400063. Maharashtra.
GST - 27AABCH0007N1ZS, Email: investor.line@mutualfunds.hsbc.co.in | Website: www.assetmanagement.hsbc.co/in

Mutual Fund investments are subject to market risks, read all scheme related documents carefully.