

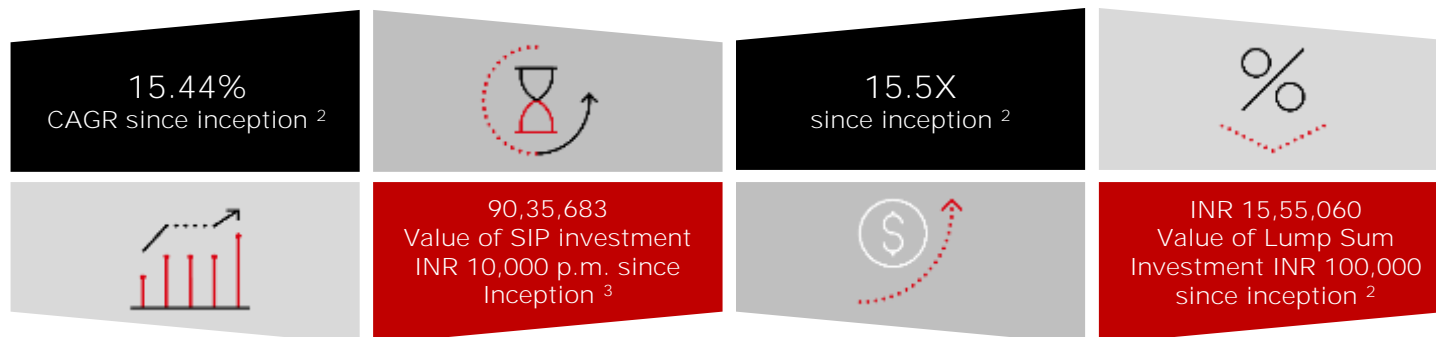
## Product Note

### HSBC Flexi Cap Fund (HFCF)

Flexi cap fund - An open ended dynamic equity scheme investing across large cap, mid cap, small cap stocks  
(L&T Flexicap Fund has merged into HSBC Flexi Cap Fund)

April 2023

Fund Category	Fund Manager	Benchmark <sup>1</sup>	Inception Date	AUM
Flexi Cap Fund	Vihang Shankar Naik and Venugopal Manghat	NIFTY 500 TRI	24 Feb 2004	Rs. 3116.05 Cr



Portfolio	% of net assets
HDFC Bank Limited	5.10%
Infosys Limited	4.76%
Reliance Industries Limited	4.75%
ICICI Bank Limited	4.01%
ITC Limited	3.91%
Housing Development Finance Corporation Limited	3.05%
Tata Consultancy Services Limited	2.97%
State Bank of India	2.37%
Varun Beverages Limited	2.18%
Larsen and Toubro Limited	2.09%

Sector - Allocation	% of net assets
Banks	16.74%
IT - Software	11.36%
Pharmaceuticals and Biotechnology	6.59%
Diversified FMCG	5.73%
Finance	5.69%
Petroleum Products	4.75%
Cement and Cement Products	4.64%
Reverse Repos/TREPS	3.94%
Automobiles	3.91%
Auto Components	3.83%

Risk Ratios <sup>4</sup>	
Standard Deviation	15.22%
Beta	0.86
Sharpe Ratio <sup>5</sup>	1.12
R2	0.96

Load / Expenses	
Entry Load	NA
Exit load – NIL (after 1 year), 1% (before 1 year) <sup>6</sup>	
Expense ratio (Other than Direct) <sup>7</sup>	2.16%
Expense ratio (Direct)	1.23%

<sup>1</sup> SEBI vide its circular no. SEBI/HO/IMD/IMD-II DF3/P/CIR/2021/652 dated October 27, 2021, on 'Guiding Principles for bringing uniformity in Benchmarks of Mutual Fund Schemes' has introduced two-tiered structure for benchmarking of certain categories of schemes. Accordingly, the benchmark has been classified as Tier 1 benchmark. Furthermore, the same is effective from 01 December 2021

<sup>2</sup> As on 31 March 2023 of Growth option. During the same period, scheme benchmark (Nifty 500 TRI) has moved by 12.7x to Rs. 12,72,860 from Rs.100,000 and delivered return of 14.24%. Please refer page no. 3 for detailed performance of HSBC Flexi Cap Fund.

<sup>3</sup> During the same period, value of investments in scheme benchmark (Nifty 500 TRI) has moved to 88,27,352.

<sup>4</sup> Statistical Ratios disclosed are as per monthly returns (Annualized) for the last 3 years.

<sup>5</sup> Risk free rate: 7.79% (FIMMDA-NSE MIBOR) as on March 31, 2023

<sup>6</sup> Exit Load - If the units redeemed or switched out are upto 10% of the units purchased or switched in ("the limit") within 1 year from the date of allotment - Nil

• If units redeemed or switched out are over and above the limit within 1 year from the date of allotment - 1% • If units are redeemed or switched out on or after 1 year from the date of allotment – Nil

<sup>7</sup> Continuing plans

Data as on 31 March, 2023 unless otherwise given

## Why HSBC Flexi Cap Fund?

- To seek an exposure to any one or all across market capitalisations in the portfolio to get a value from opportunities in small, mid and or large cap segments
- True to label fund – The fund will stay true to its objective in keeping with the mandate reposed by the investor whilst investing in the fund
- To create a corpus through generating inflation-adjusted returns to cater to long-term goals

## Fund Philosophy

- Prefer dominant and scalable businesses available at reasonable valuations
- Profit pool consolidation with dominant players to continue and disruption to accelerate this shift
- Stock selection focuses on earnings growth trajectory and within that, the emphasis lies on earnings surprises

## Investment Objective

To seek long term capital growth through investments made dynamically across market capitalization (i.e., Large, Mid, and Small Caps). The investment could be in any one, two or all three types of market capitalization. The Scheme aims to predominantly invest in equity and equity related securities. However, in line with the asset allocation pattern of the Scheme, it could move its assets between equity and fixed income securities depending on its view on these markets. However, there can be no assurance or guarantee that the investment objective of the scheme would be achieved.

HSBC Flexi Cap Fund (HFCF) | Product Note  
[ April 2023 ]

Fund Managers - Vihang Shankar Naik (No of Schemes Managed – 4 ) - Managing Fund Since 26 Nov 2022 and Venugopal Manghat (No of Schemes Managed – 5 ) - Managing Fund Since 2 Nov 2022 and Sonal Gupta (No of Schemes Managed - 4, for investment in foreign securities)

Lump Sum Investment Performance									Inception Date
Fund / Benchmark (Value of Rs 10,000 invested)	1 Year		3 Years		5 Years		Since Inception		
	Amount in Rs	PTP Returns %	Amount in Rs	PTP Returns %	Amount in Rs	PTP Returns %	Amount in Rs	PTP Returns %	
HSBC Flexi Cap Fund-Regular	10198	1.98	20287	26.59	15165	8.66	155506	15.44	24-Feb-04
Scheme Benchmark (Nifty 500 TRI)	9878	-1.22	21450	28.97	17271	11.52	127286	14.24	
Additional Benchmark (Nifty 50 TRI)	10059	0.59	20871	27.80	18222	12.72	121695	13.97	

Performance of other funds managed by the Fund Manager									Inception Date
Fund / Benchmark (Value of Rs 10,000 Invested)	1 Year		3 Years		5 Years		Since Inception		
	Amount in Rs	PTP Returns %	Amount in Rs	PTP Returns %	Amount in Rs	PTP Returns %	Amount in Rs	PTP Returns %	
HSBC Small Cap Fund-Regular <sup>8</sup>	10438	4.38	31084	45.94	17457	11.76	44416	18.26	12-May-14
Scheme Benchmark (NIFTY Small Cap 250 TRI)	9397	-6.03	28157	41.21	14738	8.05	32915	14.34	
Additional Benchmark (Nifty 50 TRI)	10059	0.59	20871	27.80	18222	12.72	27630	12.11	
HSBC Business Cycles Fund-Regular	10518	5.18	22192	30.44	14676	7.96	23874	10.63	20-Aug-14
Scheme Benchmark (Nifty 50 TRI)	9878	-1.22	21450	28.97	17271	11.52	25328	11.39	
Additional Benchmark (Nifty 50 TRI)	10059	0.59	20871	27.80	18222	12.72	24411	10.91	
HSBC Infrastructure Fund-Regular <sup>9</sup>	11170	11.70	25281	36.23	15165	8.66	26276	6.42	27-Sep-07
Scheme Benchmark (NIFTY Infrastructure TRI)	10231	2.31	22461	30.96	16608	10.65	13785	2.09	
Additional Benchmark (Nifty 50 TRI)	10059	0.59	20871	27.80	18222	12.72	41633	9.63	
HSBC Value Fund-Regular	10497	4.97	24451	34.72	16837	10.96	60535	14.58	08-Jan-10
Scheme Benchmark (Nifty 500 TRI)	9878	-1.22	21450	28.97	17271	11.52	38343	10.69	
Additional Benchmark (Nifty 50 TRI)	10059	0.59	20871	27.80	18222	12.72	38804	10.79	
HSBC Mid Cap Fund-Regular <sup>10</sup>	9898	-1.02	20405	26.84	14464	7.64	201033	17.46	09-Aug-04
Scheme Benchmark (NIFTY Midcap 150 TRI)	10277	2.77	25903	37.34	17992	12.44	NA	NA	
Additional Benchmark (Nifty 50 TRI)	10059	0.59	20871	27.80	18222	12.72	133647	14.91	

Past performance may or may not be sustained in the future. Refer note below.

Name of Scheme	Fund Manager	No. of funds managed and Co-managed
HSBC Flexi Cap Fund	Vihang Shankar Naik- Since Nov, 26 2022 Venugopal Manghat- Since Nov, 26 2022	Vihang Shankar Naik-4 Venugopal Manghat-5
HSBC Small Cap Fund	Venugopal Manghat- Since Dec 17, 2019 Vihang Shankar Naik- Since Dec 17, 2019	Venugopal Manghat-5 Vihang Shankar Naik-4
HSBC Business Cycles Fund	Ankur Arora- Since Nov 26 2022 Venugopal Manghat- Since Aug 20 2014	Ankur Arora-3 Venugopal Manghat-5
HSBC Infrastructure Fund	Venugopal Manghat- Since Dec 17, 2019 Gautam Bhupal-Since Nov 26, 2022	Venugopal Manghat-5 Gautam Bhupal-6
HSBC Value Fund	Venugopal Manghat- Since Nov 24,2012 Vihang Shankar Naik- Since Dec 17,2019	Venugopal Manghat-5 Vihang Shankar Naik-4
HSBC Midcap Fund	Vihang Shankar Naik- Since June 28 2016 Cheenu Gupta- Since Nov 26 2022	Vihang Shankar Naik-4 Cheenu Gupta-7

Note - Sonal Gupta shall be dedicated fund manager for investments in foreign securities by all the schemes of HSBC Mutual Fund.

SIP Performance - HSBC Flexi Cap Fund - Regeular					Inception Date: 24-Feb-04
Scheme Name & Benchmarks	1 Year	3 Years	5 Years	Since Inception	
Total amount invested (₹)	120000	360000	600000	2290000	
Market Value as on March 31, 2023 (₹)	1,22,049	4,34,608	7,93,733	90,35,683	
Scheme Returns (%)	3.20	12.65	11.15	12.86	
Nifty 500 TRI - Scheme Benchmark (₹)	1,18,108	4,37,881	8,27,869	88,27,352	
Nifty 500 TRI - Scheme Benchmark Returns (%)	-2.92	13.17	12.85	12.66	
Nifty 50 TRI - Additional Benchmark (₹)	1,20,355	4,39,468	8,29,038	87,53,045	
Nifty 50 TRI - Additional Benchmark Returns (%)	0.55	13.42	12.91	12.58	

<sup>8</sup> HSBC Small Cap Fund: The launch date of the S&P BSE 250 Small Cap Index (INR) is November 30, 2017 whereas the inception date of the scheme is May 12, 2014. The corresponding benchmark returns since inception of the scheme is not available.

<sup>9</sup> HSBC Infrastructure Fund: The launch date of the S&P BSE India Infrastructure Index (INR) is May 19, 2014 whereas the inception date of the scheme is September 27, 2007. The corresponding benchmark returns since inception of the scheme is not available.

<sup>10</sup> HSBC Mid Cap Fund: The launch date of the S&P BSE 150 Mid Cap TRI is November 30, 2017 whereas the inception date of the scheme is August 09, 2004. The corresponding benchmark returns since inception of the scheme is not available.

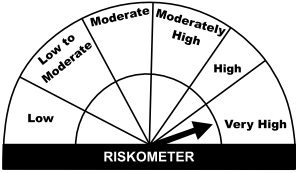
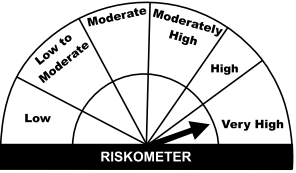
Since Inception returns are provided from the date of allotment of units. PTP returns – Point to Point returns.

For SIP returns, monthly investment of Rs.10,000 invested on the 1st day of every month has been considered. SIP Return are calculated on XIRR basis.

The performance details provided herein is of Regular Plan - Growth Option. Returns on ₹10,000 are point-to-point returns for the specific time period, invested at the start of the period. The returns for the respective periods are provided as on last available NAV of March 2023 for the respective Schemes. Returns for 1 year and above are Compounded Annualized. Returns for less than 1 year is Simple Annualized. Load is not taken into consideration for computation of performance. Different plans shall have a different expense structure. The expenses of the Direct Plan under the Scheme will be lower to the extent of the distribution expenses / commission charged to the Regular Plan.

Pursuant to the transfer of schemes of L&T Mutual Fund to HSBC Mutual Fund, which was effective from the close of business hours of November 25, 2022, the performance of the Scheme (which is the surviving scheme out of the merger of schemes with similar features) provided above is computed as per the provisions of SEBI Circular No- SEBI/HO/IMD/DF3/CIR/P/2018/69 dated April 12, 2018 using the weighted average performance of both transferor and transferee schemes. The details of the transferor and transferee schemes please refer to our notice dated October 14, 2022 available on [www.assetmanagement.hsbc.co.in](http://www.assetmanagement.hsbc.co.in).

## Product Label

Scheme name and Type of scheme	*Riskometer of the Scheme	Riskometer of the benchmark
<p>This product is suitable for investors who are seeking*:</p> <p><b>HSBC Flexi Cap Fund - Flexi Cap Fund</b> – An open ended dynamic equity scheme investing across large cap, mid cap, small cap stocks.</p> <ul style="list-style-type: none"> <li>To create wealth over long term</li> <li>Investment in equity and equity related securities across market capitalizations. (Benchmark : NIFTY 500 TRI Index)</li> </ul> <p><b>HSBC Small Cap Fund (Erstwhile L&amp;T Emerging Businesses Fund) - Small Cap Fund</b> – An open ended equity scheme predominantly investing in small cap stocks</p> <ul style="list-style-type: none"> <li>Long term capital appreciation</li> <li>Investment predominantly in equity and equity-related securities, including equity derivatives in Indian markets with key theme focus being emerging companies (small cap stocks); and foreign securities (Benchmark : NIFTY Small Cap 250 TRI)</li> </ul> <p><b>HSBC Business Cycles Fund (Erstwhile L&amp;T Business Cycles Fund) - Thematic Fund</b> - An open ended equity scheme following business cycles based investing theme.</p> <ul style="list-style-type: none"> <li>Long term capital appreciation</li> <li>Investment predominantly in equity and equity-related securities, including equity derivatives in Indian markets with focus on riding business cycles through dynamic allocation between various sectors and stocks at different stages of business cycles in the economy</li> </ul> <p><b>HSBC Infrastructure Fund - Thematic Fund (Erstwhile L&amp;T Infrastructure Fund)</b> – An open-ended Equity Scheme following Infrastructure theme.</p> <ul style="list-style-type: none"> <li>To create wealth over long term</li> <li>Investment in equity and equity related securities, primarily in themes that play an important role in India's economic development. (Benchmark : NIFTY Infrastructure TRI)</li> </ul> <p><b>HSBC Value Fund (Erstwhile L&amp;T India Value Fund) - Value Fund</b> - An open ended equity scheme following a value investment strategy.</p> <ul style="list-style-type: none"> <li>Long term capital appreciation</li> <li>Investment predominantly in equity and equity-related securities in Indian markets and foreign securities with higher focus on undervalued securities. (Benchmark : NIFTY 500 TRI Index)</li> </ul> <p><b>HSBC Midcap Fund (Erstwhile L&amp;T Midcap Fund) - Midcap Fund</b> – An open ended equity scheme predominantly investing in mid cap stocks.</p> <ul style="list-style-type: none"> <li>Long term wealth creation</li> <li>Investment in equity and equity related securities of mid cap companies. (Benchmark : NIFTY Midcap 150 TRI)</li> </ul>	 <p>Investors understand that their principal will be at Very High risk</p>	

\* Investors should consult their financial advisers if in doubt about whether the product is suitable for them.

**Note on Risk-o-meters:** Riskometer is as on 31 March 2023, Any change in risk-o-meter shall be communicated by way of Notice cum Addendum and by way of an e-mail or SMS to unitholders of that particular scheme

---

Past performance may or may not be sustained in the future. Source: HSBC Asset Management India, data as at 31 March 2023

Disclaimer: This document has been prepared by HSBC Asset Management (India) Private Limited (HSBC) for information purposes only and should not be construed as i) an offer or recommendation to buy or sell securities, commodities, currencies or other investments referred to herein; or ii) an offer to sell or a solicitation or an offer for purchase of any of the funds of HSBC Mutual Fund; or iii) an investment research or investment advice. It does not have regard to specific investment objectives, financial situation and the particular needs of any specific person who may receive this document. Investors should seek personal and independent advice regarding the appropriateness of investing in any of the funds, securities, other investment or investment strategies that may have been discussed or referred herein and should understand that the views regarding future prospects may or may not be realized. In no event shall HSBC Mutual Fund/HSBC Asset management (India) Private Limited and / or its affiliates or any of their directors, trustees, officers and employees be liable for any direct, indirect, special, incidental or consequential damages arising out of the use of information / opinion herein.

This document is intended only for those who access it from within India and approved for distribution in Indian jurisdiction only. Distribution of this document to anyone (including investors, prospective investors or distributors) who are located outside India or foreign nationals residing in India, is strictly prohibited. Neither this document nor the units of HSBC Mutual Fund have been registered under Securities law/Regulations in any foreign jurisdiction. The distribution of this document in certain jurisdictions may be unlawful or restricted or totally prohibited and accordingly, persons who come into possession of this document are required to inform themselves about, and to observe, any such restrictions. If any person chooses to access this document from a jurisdiction other than India, then such person do so at his/her own risk and HSBC and its group companies will not be liable for any breach of local law or regulation that such person commits as a result of doing so.

© Copyright. HSBC Asset Management (India) Private Limited 2023, ALL RIGHTS RESERVED.

HSBC Mutual Fund, 9-11th Floor, NESCO - IT Park Bldg. 3, Nesco Complex, Western Express Highway, Goregaon East, Mumbai 400063. Maharashtra.  
GST - 27AABCH0007N1ZS, Email: investor.line@mutualfunds.hsbc.co.in | Website: www.assetmanagement.hsbc.co/in

Mutual fund investments are subject to market risks, read all scheme related documents carefully.