

Product Note

HSBC Liquid Fund (HLIF)

Liquid Fund - An open-ended Liquid Scheme. A relatively low interest rate risk and moderate credit risk.

December 2023

Fund Category	Fund Manager	Benchmark ^{1, 2}	Inception Date	AUM ^{3&}
Liquid Fund	Kapil Lal Punjabi and Shriram Ramanathan	Nifty Liquid Index B-I	04 Dec 2002	Rs. 20155.17 Cr

Minimum Investment			Exit Load ⁴	
Lumpsum ₹ 5,000	SIP ₹ 500	Additional Purchase ₹ 1,000	Investor exit upon subscription	Exit Load as a % of redemption proceeds
			Day 1	0.0070%
			Day 2	0.0065%
			Day 3	0.0060%
			Day 4	0.0055%
			Day 5	0.0050%
			Day 6	0.0045%
			Day 7 Onwards	0.0000%

Quantitative Data	
Average Maturity	42.58 Days
Modified Duration	42.28 Days
Macauley Duration	42.58 Days
Yield to Maturity	7.28%

Why HSBC Liquid Fund?

- To offer optimal liquidity and risk adjusted performance to suit the investor's requirements in various situations, our fund managers follow stringent liquidity, credit risk and interest rate risk norms
- The portfolio comprises of high credit quality papers evaluated through a rigorous credit evaluation process and generally aims to restrict investments to the highest possible short-term rating.

Fund Strategy

- Investment predominantly in highly liquid money market instruments, government securities and corporate debt with residual maturity of up to 91 days
- Aims to focus on maintaining a high credit quality and highly liquid portfolio - investing only in issuers which are covered by internal credit research team
- Measured exposure to high quality Commercial Papers
- The focus continues to be on the accrual returns in the portfolio.

Entry Load*: Not Applicable, Exit Load⁴: NIL

Month End Total Expenses Ratios (Annualized)⁵ – Regular⁶: 0.22%, Direct: 0.12%

¹ As per clause 1.9 of the SEBI Master Circular dated May 19, 2023, on 'Guiding Principles for bringing uniformity in Benchmarks of Mutual Fund Schemes' has introduced two-tiered structure for benchmarking of certain categories of schemes. Accordingly, the benchmark has been classified as Tier 1 benchmark effective from 01 December 2021. ² Fund's benchmark has changed with effect from April 01, 2022.

³ AUM is as on 30 November 2023, ⁴ Exit load shall be applicable for investors who exit (by way of redemption / switch-out / transfer) within 7 calendar days from the date of investment.

⁵ TER Annualized TER including GST on Investment Management Fees, ⁶ Continuing plans

&For disclosure of quarterly AUM/AAUM and AUM by geography, please visit our website: <https://www.assetmanagement.hsbc.co.in/en/mutual-funds/investor-resources/information-library#&accordion1446811090=4>

Note: The sector(s)/stock(s)/issuer(s) mentioned in this document do not constitute any research report nor it should be considered as an investment research, investment recommendation or advice to any reader of this content to buy or sell any stocks / investments. The Fund/portfolio may or may not have any existing / future position in these sector(s)/stock(s)/issuer(s).

Source – HSBC Mutual Fund, Data as of 30 November 2023. Past performance may or may not be sustained in the future and is not indicative of future results.

PUBLIC

Portfolio

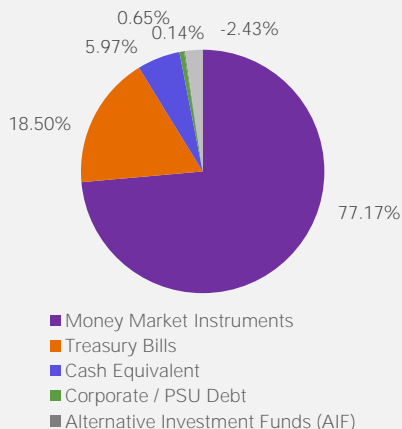
Issuer	Rating	% to Net Assets
Corporate Bonds / Debentures		0.65%
LIC Housing Finance Limited	CRISIL AAA	0.39%
National Bank for Agriculture & Rural Development	ICRA AAA	0.26%
Money Market Instruments		
Certificate of Deposit		25.60%
Bank of Baroda	IND A1+	6.41%
Canara Bank	CRISIL A1+	5.91%
HDFC Bank Limited	CARE A1+	5.41%
Punjab National Bank Limited	CARE A1+	2.46%
Kotak Mahindra Bank Limited	CRISIL A1+	1.61%
Axis Bank Limited	CRISIL A1+	1.49%
Union Bank of India	IND A1+	1.22%
ICICI Bank Limited	ICRA A1+	0.59%
Small Industries Development Bank of India	CRISIL A1+	0.50%
Commercial Paper		51.57%
National Bank for Agriculture & Rural Development	ICRA A1+	5.17%
Reliance Retail Ventures Limited	CRISIL A1+	4.91%
HDFC Securities Limited	ICRA A1+	3.44%
Kotak Securities Limited	CRISIL A1+	2.93%
Sikka Ports & Terminals Limited (Mukesh Ambani Group)	CRISIL A1+	2.69%
ICICI Securities Limited	CRISIL A1+	2.69%
ICICI Home Finance Company Limited	ICRA A1+	2.46%
Tata Capital Housing Finance Limited	ICRA A1+	2.45%
Aditya Birla Housing Finance Limited	ICRA A1+	2.44%
Tata Power Company Limited	CRISIL A1+	2.22%
Small Industries Development Bank of India	CARE A1+	1.96%
Aditya Birla Finance Limited	ICRA A1+	1.48%
SBICAP Securities Limited	ICRA A1+	1.48%
Tata Steel Limited	CARE A1+ / ICRA A1+	2.45%
Kotak Mahindra Prime Limited	CRISIL A1+	1.46%
Ultratech Cement Limited	CRISIL A1+	1.24%
Birla Group Holdings Private Limited	ICRA A1+	1.23%
Bharti Telecom Limited	ICRA A1+	1.22%
Bajaj Housing Finance Limited	IND A1+	0.99%
Grasim Industries Limited	ICRA A1+	0.99%
Larsen & Toubro Limited	CRISIL A1+	0.99%
Bajaj Financial Securities Limited	IND A1+	0.99%
Tata Motors Finance Limited	ICRA A1+	0.98%
Nirma Limited	CRISIL A1+	0.62%
LIC Housing Finance Limited	CRISIL A1+	0.62%
Network 18 Media & Investments Limited	IND A1+	0.61%
Redington (India) Limited	CRISIL A1+	0.49%
Infina Finance Private Limited	ICRA A1+	0.37%
Treasury Bills		18.50%
182 DAYS T-BILL 21DEC23	SOVEREIGN	2.47%
91 DAYS T-BILL 18Jan24	SOVEREIGN	2.46%
91 DAYS T-BILL 22FEB24	SOVEREIGN	2.44%
91 DAYS T-BILL 07DEC23	SOVEREIGN	2.35%
91 DAYS T-BILL 21DEC23	SOVEREIGN	2.19%

*TREPS : Tri-Party Repo

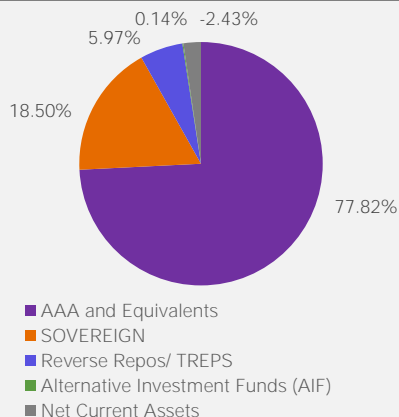
Issuer	Rating	% to Net Assets
91 DAYS T-BILL 25JAN24	SOVEREIGN	1.96%
91 DAYS T-BILL 01FEB24	SOVEREIGN	1.47%
364 DAYS T-BILL 22FEB24	SOVEREIGN	1.47%
364 DAYS T-BILL 26JAN24	SOVEREIGN	1.01%
91 DAYS T-BILL - 04JAN2024	SOVEREIGN	0.62%
364 DAYS T-BILL 07DEC23	SOVEREIGN	0.05%
91 DAYS T-BILL 29DEC23	SOVEREIGN	0.01%
Alternative Investment Funds (AIF)		0.14%
CDMDF CLASS A2		0.14%
Cash Equivalent		3.54%
TREPS*		5.97%
Net Current Assets:		-2.43%
Total Net Assets as on 30-November-2023		100.00%



Asset Allocation



Rating Profile



Investment Objective

To provide reasonable returns, commensurate with low risk while providing a high level of liquidity, through a portfolio of money market and debt securities. However, there can be no assurance that the Scheme objective can be realised.

Fund Manager - Kapil Lal Punjabi Effective 14 May 2014. Total Schemes Managed - 10

Fund Manager - Shriram Ramanathan Effective 26 Nov 2022. Total Schemes Managed - 11

Lump Sum Investment Performance														Inception Date	
Fund / Benchmark (Value of Rs 10,000 invested)	7 Days		15 Days		30 Days		1 Year		3 Years		5 Years		Since Inception		
	Amount in Rs	PTP Returns %	Amount in Rs	PTP Returns %	Amount in Rs	PTP Returns %	Amount in Rs	PTP Returns %	Amount in Rs	PTP Returns %	Amount in Rs	PTP Returns %	Amount in Rs	PTP Returns %	
HSBC Liquid Fund - Regular Plan ⁷	10011	6.83	10025	6.85	10053	6.88	10697	6.97	11540	4.89	12855	5.15	23454	7.03	04-Dec-02
Scheme Benchmark (Nifty Liquid Index B-I)	10011	7.04	10026	7.13	10055	7.19	10725	7.25	11615	5.12	12957	5.32	23760	7.14	
Additional Benchmark (CRISIL 1 Year T Bill Index)	10010	6.09	10024	6.34	10056	7.34	10697	6.97	11484	4.72	13148	5.63	22226	6.57	

PTP returns – Point to Point returns. Past performance may or may not be sustained in the future and is not indicative of future results. The performance details provided herein are of Regular Plan - Growth Option. Returns on ₹10,000 are point-to-point returns for the specific time period, invested at the start of the period. The returns for the respective periods are provided as on last available NAV of November 2023 for the respective schemes. Returns for 1 year and above are Compounded Annualized. Returns for less than 1 year is Simple Annualized. Load is not taken into consideration for computation of performance. Different plans shall have a different expense structure. The expenses of the Direct Plan under the Scheme will be lower to the extent of the distribution expenses / commission charged to the Regular Plan. As per clause 5.9.1 of the SEBI Master Circular dated May 19, 2023, the scheme returns vis-a-vis the benchmark return (Total Return Index) shall be disclosed are provided from the date of allotment of units.

Post merger performance of the surviving scheme, arising out of merger of schemes with similar features, is computed as per the provisions of clause 13.4 of the SEBI Master Circular dated May 19, 2023, on Disclosure of Performance of Schemes post-merger using the weighted average performance of both transferor and transferee schemes. In other cases, performance is computed using the Applicable NAV of the surviving/continuing schemes.

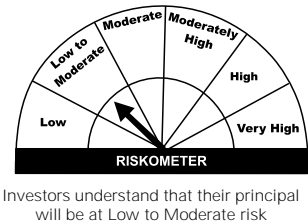
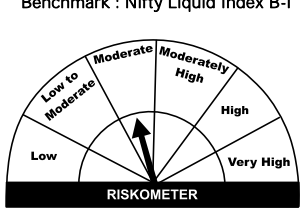
⁷HSBC Liquid Fund: Since there was no continuous NAV history available for the surviving Plan of HSBC Liquid Fund prior to May 19, 2011, returns since the said date have been considered for calculating Since Inception performance. The inception date of HSBC Liquid Fund however is December 04, 2002.

Source: HSBC Mutual Fund, data as on 30 November 2023

[Click here](#) to check other funds performance managed by the Fund Manager

Note : Please refer to Scheme Information Document for more details on Asset Allocation of the scheme.

Product Label

Scheme name and Type of scheme	Scheme Risk-o-meter	Benchmark Risk-o-meter
<p>HSBC Liquid Fund</p> <p>Liquid Fund - An open-ended Liquid Scheme. Relatively Low interest rate risk and Moderate credit risk.</p> <p>This product is suitable for investors who are seeking*:</p> <ul style="list-style-type: none">• Overnight liquidity over short term• Investment in Money Market Instruments	 <p>Investors understand that their principal will be at Low to Moderate risk</p>	<p>Benchmark : Nifty Liquid Index B-I</p> 

* Investors should consult their financial advisers if in doubt about whether the product is suitable for them.

Note on Risk-o-meters: Riskometer is as on 30 November 2023, Any change in risk-o-meter shall be communicated by way of Notice cum Addendum and by way of an e-mail or SMS to unitholders of that particular scheme

Potential Risk Class (HSBC Liquid Fund)

Credit Risk → Interest Rate Risk ↓	Relatively Low (Class A)	Moderate (Class B)	Relatively High (Class C)
Relatively Low (Class I)		B-I	
Moderate (Class II)			
Relatively High (Class III)			
A Scheme with Relatively Low interest rate risk and Moderate credit risk.			

Potential Risk Class (‘PRC’) matrix indicates the maximum interest rate risk (measured by Macaulay Duration of the scheme) and maximum credit risk (measured by Credit Risk Value of the scheme) the fund manager can take in the scheme. PRC matrix classification is done in accordance with and subject to the methodology/guidelines prescribed by SEBI to help investors take informed decision based on the maximum interest rate risk and maximum credit risk the fund manager can take in the scheme, as depicted in the PRC matrix.

Past performance may or may not be sustained in the future and is not indicative of future results. Source: HSBC Mutual Fund, data as on 30 November 2023

Disclaimer: This document has been prepared by HSBC Asset Management (India) Private Limited (HSBC) for information purposes only and should not be construed as i) an offer or recommendation to buy or sell securities, commodities, currencies or other investments referred to herein; or ii) an offer to sell or a solicitation or an offer for purchase of any of the funds of HSBC Mutual Fund; or iii) an investment research or investment advice. It does not have regard to specific investment objectives, financial situation and the particular needs of any specific person who may receive this document. Investors should seek personal and independent advice regarding the appropriateness of investing in any of the funds, securities, other investment or investment strategies that may have been discussed or referred herein and should understand that the views regarding future prospects may or may not be realized. In no event shall HSBC Mutual Fund/HSBC Asset management (India) Private Limited and / or its affiliates or any of their directors, trustees, officers and employees be liable for any direct, indirect, special, incidental or consequential damages arising out of the use of information / opinion herein.

This document is intended only for those who access it from within India and approved for distribution in Indian jurisdiction only. Distribution of this document to anyone (including investors, prospective investors or distributors) who are located outside India or foreign nationals residing in India, is strictly prohibited. Neither this document nor the units of HSBC Mutual Fund have been registered under Securities law/Regulations in any foreign jurisdiction. The distribution of this document in certain jurisdictions may be unlawful or restricted or totally prohibited and accordingly, persons who come into possession of this document are required to inform themselves about, and to observe, any such restrictions. If any person chooses to access this document from a jurisdiction other than India, then such person do so at his/her own risk and HSBC and its group companies will not be liable for any breach of local law or regulation that such person commits as a result of doing so.

© Copyright. HSBC Asset Management (India) Private Limited 2023, ALL RIGHTS RESERVED.

HSBC Mutual Fund, 9-11th Floor, NESCO - IT Park Bldg. 3, Nesco Complex, Western Express Highway, Goregaon East, Mumbai 400063. Maharashtra.
GST - 27AABCH0007N1ZS, Email: investor.line@mutualfunds.hsbc.co.in | Website: www.assetmanagement.hsbc.co/in

Mutual Fund investments are subject to market risks, read all scheme related documents carefully.