

Fund Overview

HSBC Ultra Short Duration Fund

10 May 2021

(Ultra Short Duration Fund – An Open ended ultra-short term debt scheme investing in instruments such that the Macaulay duration[^] of the portfolio is between 3 months to 6 months.)



Fund aim and investment policy

The fund aims to provide liquidity and generate reasonable returns with low volatility through investment in a portfolio comprising of debt & money market instruments. However, there can be no assurance that the Fund's objective can be realised.

Fund Manager Kapil Punjabi



Vice President & Fund Manager – Indian Fixed Income

- ◆ 15 years of industry experience in fixed income
- ◆ Joined HSBC India in 2014

Overview

- ◆ Provides institutional investors with an opportunity to invest in short-term INR denominated money market instruments.
- ◆ Main objectives/strategy includes:
 - Aim to preserve capital¹
 - Daily liquidity ^{^^}
 - Active risk management
 - Extensive credit research

Fund Launch Date	30 Jan 2020
Fund manager	Kapil Punjabi
Investment Manager	HSBC Asset Management (India) Pvt. Ltd
Currency	INR
Fund Domicile	India
Benchmark	CRISIL Ultra Short Term Debt Index
Dealing	Every Business Day
Cut-off Time*	15:00 for Subscriptions and Switch Ins, Redemption and Switch Outs
Settlement	T+1

^{*}Subject to terms and conditions as specified under the scheme information document of the scheme. Subscription/switch-in is subject to availability of funds for utilisation before the cut-off time without availing any credit facility. 1. The Scheme is not a guaranteed or assured return Scheme. Investors may not get back the amount originally invested. There is no guarantee that the fund's investment objectives, including performance, will be achieved,

^{^^} Daily liquidity - As per the Regulations, the Fund shall dispatch the redemption proceeds within 10 Business Days from the date of acceptance of redemption request. Under normal circumstances, the Fund will endeavour to dispatch the redemption proceeds 1 Business Day from the date of receiving a valid redemption request before the cut off time.

[^]The Macaulay duration is the weighted average term to maturity of the cash flows from a bond. The weight of each cash flow is determined by dividing the present value of the cash flow by the price.

Portfolio characteristics

Yield to Maturity ¹	3.63%
Current AUM (~INR m)	7879.3
Current WAM ²	~ 0.45 year
Maximum Maturity	6 months
Maximum WAM ²	6 months

Fund Information

	Features
Current NAV – Growth option	INR 1,061.1620
Settlement Date	T+1 ⁴

Fund Name	Total Expense Ratio (TER) (as of 30 April 2021)	Minimum Application Amount (Rs)	Minimum Redemption/ Switch Account (Rs)
HUSDF	0.48% ³	5,000	1,000
HUSDF Direct Plan	0.22% ³	5,000	1,000

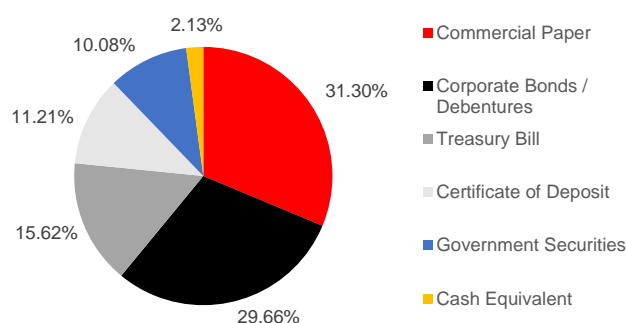
HSBC Mutual Fund/HSBC Asset Management (India) Private Limited would update the current expense ratios (TER) on its website at least three working days prior to the effective date of the change. Details of such changes can be referred on the following link under the Daily TER section: <https://www.assetmanagement.hsbc.co.in/en/mutual-funds>

Source: HSBC Global Asset Management, data as of 30 April 2021

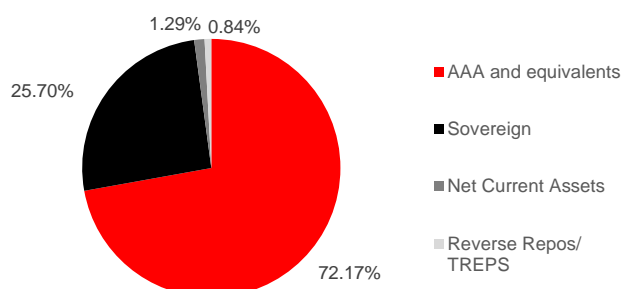
- Notes:
1. YTM Based on investment amount
 2. The Weighted Average Maturity (WAM) of the fund
 3. TER is annualized and Includes GST on Investment Management fees
 4. As per the local regulations, the fund shall dispatch the redemption proceeds within 10 business days from the date of acceptance of redemption request. Under normal circumstances, the Fund will endeavour to dispatch the redemption proceeds within 1 business day from the date of receiving redemption request.

Portfolio Compositions¹

Instrument Mix



Credit Quality Mix – local* credit rating agencies' short-term ratings



Top 10 issuers/counterparties

	% NAV
182 DAYS TBILL RED 14-10-2021	9.37%
HDB Financial Services	7.11%
8.20% GOVT OF INDIA RED 15-02-2022	6.57%
National Highways Authority of India	6.48%
REC	6.44%
Reliance Industries	6.28%
ICICI Securities	6.27%
LIC Housing Finance	6.26%
182 DAYS TBILL RED 07-10-2021	6.25%
Housing Development Finance Corp	6.21%

Investment process and team

Our investment process is active, fundamental and value driven. It combines qualitative top-down analysis of macroeconomic and market dynamics, with structured bottom-up research into individual bond issuers and fixed income securities. While investment decisions are taken locally to ensure focus and accountability, our portfolio managers in India are able to access the expertise and experience of our investment professionals worldwide in order to gain a truly global perspective.

The Fund is managed in India by Kapil Punjabi, who has over 15 years of investment experience. The team in India benefits from the broader HSBC Global Asset Management Liquidity team which manages over USD126.8 billion² in money market assets across 11 currencies globally.

Notes:

* The rating mentioned above refers to the local credit rating in India. The rating criteria and methodology used by Indian local rating agencies may be different from those adopted by most of the established international credit rating agencies. Therefore, the Indian local credit rating system may not provide an equivalent standard for comparison with securities rated by international credit rating agencies.

1. Subject to change without notice.

2. Data as at September 2020

Source: HSBC Global Asset Management, All data as on 30 April 2021 except otherwise mentioned

Lump sum investment performance

Funds Managed by Kapil Punjabi (Total Schemes Managed 8)									
HSBC Ultra Short Duration Fund									Inception Date: 29-Jan-20
Fund / Benchmark (Value of ₹10,000 invested)	1 Year		3 Years		5 Years		Since Inception		
	Amount in ₹	Returns (%)	Amount in ₹	Returns (%)	Amount in ₹	Returns (%)	Amount in ₹	Returns (%)	
HSBC Ultra Short Duration Fund	10,460	4.60	NA	NA	NA	NA	10,612	4.86	
Scheme Benchmark (CRISIL Ultra Short Term Debt Index)	10,529	5.29	NA	NA	NA	NA	10,702	5.57	
Additional Benchmark (NIFTY Ultra Short Duration Debt Index)*	10,469	4.69	NA	NA	NA	NA	10,640	5.08	
Additional Benchmark (CRISIL 1 Year T-Bill Index)*	10,373	3.73	NA	NA	NA	NA	10,673	5.33	

Past performance may or may not be sustained in the future.
The said Fund is managed by Kapil Punjabi Effective (29 January 2020)

Funds Managed by Kapil Punjabi (Total Schemes Managed 8)															
HSBC Cash Fund ¹														Inception Date: 04-Dec-02	
Fund / Benchmark (Value of ₹10,000 invested)	7 Days		15 Days		30 Days		1 Year		3 Years		5 Years		Since Inception		
	Amount in ₹	Returns (%)	Amount in ₹	Returns (%)	Amount in ₹	Returns (%)	Amount in ₹	Returns (%)	Amount in ₹	Returns (%)	Amount in ₹	Returns (%)	Amount in ₹		Returns (%)
HSBC Cash Fund	10,006	2.99	10,013	3.13	10,026	3.11	10,331	3.31	11,776	5.58	13,463	6.12	20,431		7.44
Scheme Benchmark (CRISIL Liquid Fund Index)	10,007	3.47	10,015	3.55	10,030	3.61	10,395	3.95	11,894	5.93	13,603	6.34	20,488		7.47
Additional Benchmark (CRISIL91DayT-BillIndex)*	10,007	3.62	10,015	3.54	10,032	3.84	10,353	3.53	11,786	5.61	13,361	5.96	19,797	7.10	
Additional Benchmark (CRISIL1YearT-BillIndex)*	10,006	3.31	10,013	3.23	10,035	4.28	10,031	3.73	10,053	6.46	10,053	6.43	19,641	7.01	

Past performance may or may not be sustained in the future.
The said Fund is managed by Kapil Punjabi Effective (14 March 2014)

Funds Managed by Kapil Punjabi (Total Schemes Managed 8)									
HSBC Overnight Fund									Inception Date: 22-May-19
Fund / Benchmark (Value of ₹10,000 invested)	1 Year		3 Years		5 Years		Since Inception		
	Amount in ₹	Returns (%)	Amount in ₹	Returns (%)	Amount in ₹	Returns (%)	Amount in ₹	Returns (%)	
HSBC Overnight Fund	10,297	2.97	NA	NA	NA	NA	10,755	3.82	
Scheme Benchmark (CRISIL Overnight Index)	10,313	3.13	NA	NA	NA	NA	10,790	3.99	
Additional Benchmark (Nifty 1D Rate Index)*	10,313	3.13	NA	NA	NA	NA	10,790	3.99	
Additional Benchmark (CRISIL 1 Year T-Bill Index)*	10,37	3.73	NA	NA	NA	NA	11,195	5.97	

Past performance may or may not be sustained in the future.
The said Fund is managed by Kapil Punjabi Effective (22 May 2019)

Past performance may or may not be sustained in the future. Refer note below.

*Additional benchmark as per SEBI circular no. SEBI/HO/IMD/DF2/CIR/P/2021/024 dated March 04, 2021

Pursuant to the circular issued by SEBI on 'Categorization and Rationalization of the Schemes, there has been change in the fundamental attribute(s) of the aforesaid scheme(s) effective Mar 14, 2018.

¹ Pursuant to SEBI circular dated Sept 13, 2012, certain Plans / Options within the schemes have been discontinued to comply with a single plan structure. Since there was no continuous NAV history available for the surviving Plan prior to 19 May 2011, returns since the said date have been considered for calculating performance. The inception date of HSBC Cash Fund however is 4 December 2002.

The performance details provided herein are of other than Direct Plan - Growth Option. Returns on Rs 10,000 are point-to-point returns for the specific time period, invested at the start of the period. The returns for the respective periods are provided as on last available NAV of March 2021 for the respective Schemes. Returns 1 year and Above are Compounded Annualised. Load is not taken into consideration for computation of performance. Different plans shall have a different expense structure. The expenses of the Direct Plan under the Scheme will be lower to the extent of the distribution expenses / commission charged to the Other than Direct Plan. The performance data of the scheme(s) managed by the respective Fund Manager which has/have not completed 6 months is not provided. Considering the varying maturities of the close ended schemes, the performance of close-ended schemes is not provided as it is strictly not comparable with that of open ended schemes.

Funds Managed by Kapil Punjabi (Total Schemes Managed 8)								
HSBC Debt Fund								
Fund / Benchmark (Value of ₹10,000 invested)	1 Year		3 Years		5 Years		Since Inception	
	Amount in ₹	Returns (%)	Amount in ₹	Returns (%)	Amount in ₹	Returns (%)	Amount in ₹	Returns (%)
HSBC Debt Fund	10,435	4.35	12,643	8.10	13,725	6.53	34,548	6.97
Scheme Benchmark (CRISIL Composite Bond Fund Index)	10,781	7.81	13,229	9.74	15,092	8.57	35,450	7.12
Additional Benchmark (CRISIL 10 year Gilt Index) *	10,438	4.38	13,114	9.42	14,229	7.30	30,936	6.33

Inception Date: 10-Dec-02

Past performance may or may not be sustained in the future.

The said Fund is managed by Kapil Punjabi Effective (18 February 2019)

Funds Managed by Kapil Punjabi (Total Schemes Managed 8)								
HSBC Low Duration Fund ³								
Fund / Benchmark (Value of ₹10,000 invested)	1 Year		3 Years		5 Years		Since Inception	
	Amount in ₹	Returns (%)	Amount in ₹	Returns (%)	Amount in ₹	Returns (%)	Amount in ₹	Returns (%)
HSBC Low Duration Fund	10,296	2.96	10,633	2.06	12,093	3.87	16,264	5.83
Scheme Benchmark (CRISIL Low Duration Debt Index)	10,653	6.53	12,471	7.61	14,422	7.59	19,779	8.27
Additional Benchmark (CRISIL 1 Year T-Bill Index) *	10,373	3.73	12,074	6.46	13,661	6.43	17,717	6.89

Inception Date: 17-Oct-06

Past performance may or may not be sustained in the future.

The said Fund is managed by Kapil Punjabi Effective (18 October 2014)

Past performance may or may not be sustained in the future. Refer note below.

Pursuant to the circular issued by SEBI on 'Categorization and Rationalization of the Schemes, there has been change in the fundamental attribute(s) of the aforesaid scheme(s) effective Mar 14, 2018.

*Additional benchmark as per SEBI circular no. SEBI/HO/IMD/DF2/CIR/P/2021/024 dated March 04, 2021

³ Pursuant to SEBI circular dated Sept 13, 2012, certain Plans / Options within the schemes have been discontinued to comply with a single plan structure. Since there was no continuous NAV history available for the surviving Plan prior to 1 October 2012, returns since the said date have been considered for calculating performance. The inception date of HSBC Low Duration Fund however is 17 October 2006.

The performance details provided herein are of other than Direct Plan - Growth Option. Returns on Rs 10,000 are point-to-point returns for the specific time period, invested at the start of the period. The returns for the respective periods are provided as on last available NAV of March 2021 for the respective Schemes. Returns 1 year and Above are Compounded Annualised. Load is not taken into consideration for computation of performance. Different plans shall have a different expense structure. The expenses of the Direct Plan under the Scheme will be lower to the extent of the distribution expenses / commission charged to the Other than Direct Plan. The performance data of the scheme(s) managed by the respective Fund Manager which has/have not completed 6 months is not provided. Considering the varying maturities of the close ended schemes, the performance of close-ended schemes is not provided as it is strictly not comparable with that of open ended schemes.

Lump sum investment performance

Funds Managed by Kapil Punjabi (For Debt Portion) (Total Schemes Managed 8) Funds Managed by Gautam Bhupal (For Equity portion) (Total Schemes Managed 7)								
HSBC Regular Savings Fund								
Fund / Benchmark (Value of ₹10,000 invested)	1 Year		3 Years		5 Years		Since Inception	
	Amount in ₹	Returns (%)	Amount in ₹	Returns (%)	Amount in ₹	Returns (%)	Amount in ₹	Returns (%)
HSBC Regular Savings Fund	11,380	13.80	12,284	7.07	14,309	7.42	43,036	8.86
CRISIL Hybrid 85+15 - Conservative Index (Scheme Benchmark)	11,398	13.98	13,489	10.45	15,989	9.83	40,977	8.55
CRISIL 10 Year Gilt Index (Additional Benchmark) *	10,438	4.38	13,104	9.43	14,225	7.30	26,907	5.93

Past performance may or may not be sustained in the future.

The said Fund is managed by Kapil Punjabi Effective (18 February 2019)

The said Fund is managed by Gautam Bhupal Effective (23 July 2019)

Fund Manager - Neelotpal Sahai (For Equity) Total Schemes Managed - 5 Fund Manager - Ranjithgopal K A (For Equity) Total Schemes Managed - 1 Fund Manager - Kapil Punjabi (For Debt) Total Schemes Managed - 8				
HSBC Equity Hybrid Fund				
Fund / Benchmark (Value of ₹10,000 invested)	1 Year		Since Inception	
	Amount in ₹	Returns (%)	Amount in ₹	Returns (%)
HSBC Equity Hybrid Fund	13,395	33.95	13,682	13.23
Scheme Benchmark (Composite index of CRISIL Composite Bond Fund Index (30%) and S&P BSE 200 TRI (70%))	14,303	43.03	14,521	15.93
Additional Benchmark (Nifty 50 TRI) *	14,989	49.89	14,689	16.46

Past performance may or may not be sustained in the future. Refer note below.

The said Fund is managed by Neelotpal Sahai Effective (22 October 2018)

The said Fund is managed by Ranjithgopal K A Effective (23 July 2019)

The said Fund is managed by Kapil Punjabi Effective (18 February 2019)

Past performance may or may not be sustained in the future. Refer note below.

The Performance of HSBC Global Equity Climate Change Fund of Fund (managed by Priyanka Sarkar and Kapil Punjabi) is not given since the scheme has not completed one year from the date of inception. Since inception returns are to be provided since the date of allotment of units.

*Additional benchmark as per SEBI circular no. SEBI/HO/IMD/DF2/CIR/P/2021/024 dated March 04, 2021

Pursuant to the circular issued by SEBI on 'Categorization and Rationalization of the Schemes, there has been change in the fundamental attribute(s) of the aforesaid scheme(s) effective Mar 14, 2018.

The performance details provided herein are of other than Direct Plan - Growth Option. Returns on Rs 10,000 are point-to-point returns for the specific time period, invested at the start of the period. The returns for the respective periods are provided as on last available NAV of March 2021 for the respective Schemes. Returns 1 year and Above are Compounded Annualised. Load is not taken into consideration for computation of performance. Different plans shall have a different expense structure. The expenses of the Direct Plan under the Scheme will be lower to the extent of the distribution expenses / commission charged to the Other than Direct Plan. The performance data of the scheme(s) managed by the respective Fund Manager which has/have not completed 6 months is not provided. Considering the varying maturities of the close ended schemes, the performance of close-ended schemes is not provided as it is strictly not comparable with that of open ended schemes.

Key risks

The value of investments and any income from them can go down as well as up and investors may not get back the amount originally invested.

- ◆ **Credit Risk:** Credit risk or default risk refers to the risk that an issuer of a fixed income security may default (i.e. will be unable to make timely principal and interest payments on the security).
- ◆ **Price-Risk or Interest Rate Risk:** As with all debt securities, changes in interest rates may affect the NAV of the Scheme(s) as the prices of securities increase as interest rates decline and decrease as interest rates rise.
- ◆ **Liquidity or Marketability Risk:** This refers to the ease with which a security can be sold at or near to its valuation yield-to-maturity (YTM). The primary measure of liquidity risk is the spread between the bid price and the offer price quoted by a dealer.
- ◆ **Reinvestment Risk:** This risk refers to the interest rate levels at which cash flows received from the securities in the Scheme(s) are reinvested. The additional income from reinvestment is the "interest on interest" component

For more risk factors check the KIM or visit <https://www.assetmanagement.hsbc.co.in/en/mutual-funds/investor-resources#>

Important information

The Performance of HSBC Ultra Short Duration Fund is not given since the scheme has not completed one year from the date of inception.

HSBC Cash Fund



HSBC Low Duration Fund

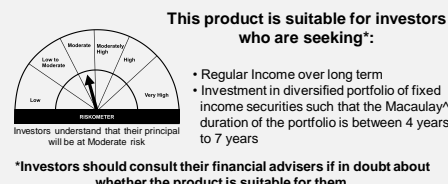


Note on Risk-o-meters: Please note that the above risk-o-meter is as per the product labelling of the scheme available as on the date of this communication/disclosure. As per SEBI circular dated October 05, 2020 on product labelling (as amended from time to time), risk-o-meter will be calculated on a monthly basis based on the risk value of the scheme portfolio based on the methodology specified by SEBI in the above stated circular. The AMC shall disclose the risk-o-meter along with portfolio disclosure for all their schemes on their respective website and on AMFI website within 10 days from the close of each month. Any change in risk-o-meter shall be communicated by way of Notice cum Addendum and by way of an e-mail or SMS to unitholders of that particular scheme.

HSBC Regular Savings Fund



HSBC Debt Fund



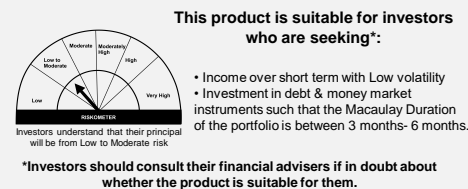
HSBC Equity Hybrid Fund



HSBC Overnight Fund



HSBC Ultra Short Duration Fund



[^]The Macaulay duration is the weighted average term to maturity of the cash flows from a bond. The weight of each cash flow is determined by dividing the present value of the cash flow by the price.

Source: HSBC Asset Management, India

Disclaimer:

This document has been prepared by HSBC Asset Management (India) Private Limited (HSBC) for information purposes only and should not be construed as i) an offer or recommendation to buy or sell securities, commodities, currencies or other investments referred to herein; or ii) an offer to sell or a solicitation or an offer for purchase of any of the funds of HSBC Mutual Fund; or iii) an investment research or investment advice. It does not have regard to specific investment objectives, financial situation and the particular needs of any specific person who may receive this document. Investors should seek personal and independent advice regarding the appropriateness of investing in any of the funds, securities, other investment or investment strategies that may have been discussed or referred herein and should understand that the views regarding future prospects may or may not be realized. In no event shall HSBC Mutual Fund/HSBC Asset management (India) Private Limited and / or its affiliates or any of their directors, trustees, officers and employees be liable for any direct, indirect, special, incidental or consequential damages arising out of the use of information / opinion herein.

This document is intended only for those who access it from within India and approved for distribution in Indian jurisdiction only. Distribution of this document to anyone (including investors, prospective investors or distributors) who are located outside India or foreign nationals residing in India, is strictly prohibited. Neither this document nor the units of HSBC Mutual Fund have been registered under Securities law/Regulations in any foreign jurisdiction. The distribution of this document in certain jurisdictions may be unlawful or restricted or totally prohibited and accordingly, persons who come into possession of this document are required to inform themselves about, and to observe, any such restrictions. If any person chooses to access this document from a jurisdiction other than India, then such person do so at his/her own risk and HSBC and its group companies will not be liable for any breach of local law or regulation that such person commits as a result of doing so.

© Copyright. HSBC Asset Management (India) Private Limited 2021, ALL RIGHTS RESERVED.

HSBC Asset Management (India) Private Limited, 16, V.N. Road, Fort, Mumbai-400001
Email: hsbcmf@camsonline.com | Website: www.assetmanagement.hsbc.com/in

Mutual fund investments are subject to market risks, read all scheme related documents carefully.