

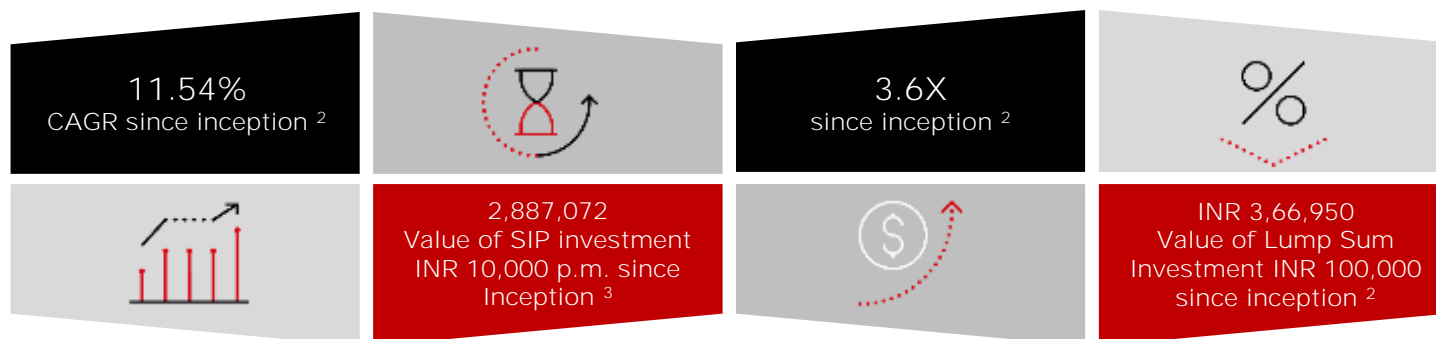
Product Note

HSBC Aggressive Hybrid Fund (HAHF) (Formerly known as L&T Hybrid Equity Fund)

Aggressive Hybrid fund – An open ended hybrid scheme investing predominantly in equity and equity related instruments. (HSBC Equity Hybrid Fund has merged into L&T Hybrid Equity Fund and the surviving scheme has been renamed)

January 2023

Fund Category	Fund Manager	Benchmark ¹	Inception Date	AUM
Aggressive Hybrid Fund	Cheenu Gupta and Shriram Ramanathan	Nifty 50 Hybrid Composite Debt 65:35 Index	7 Feb 2011	Rs. 4879.61 Cr



Risk Ratios ⁴	
Standard Deviation	16.99%
Beta	1.07
Sharpe Ratio ⁵	0.29
R2	0.93

Load / Expenses	
Entry Load	NA
Exit Load	NIL (after 1 year), 1% (before 1 year) ⁶
Expense ratio (Other than Direct) ⁷	1.89%
Expense ratio (Direct)	0.87%

Portfolio	% of net assets
ICICI Bank Limited	5.55%
State Bank of India	4.82%
The Indian Hotels Company Limited	3.69%
Infosys Limited	3.43%
Larsen & Toubro Limited	2.99%
HDFC Bank Limited	2.75%
Hindustan Unilever Limited	2.35%
Persistent Systems Limited	2.33%
KPIT Technologies Limited	2.15%
Sun Pharmaceutical Industries Limited	1.81%

Sector - Allocation	% of net assets
Banks	18.47%
Government Securities	18.06%
IT - Software	8.79%
Finance	6.94%
Leisure Services	4.87%
Automobiles	4.83%
Auto Components	4.06%
Construction	2.99%
Consumer Durables	2.83%
Electrical Equipment	2.63%

¹ SEBI vide its circular no. SEBI/HO/IMD/IMD-II DF3/P/ CIR/2021/652 dated October 27, 2021, on 'Guiding Principles for bringing uniformity in Benchmarks of Mutual Fund Schemes' has introduced two-tiered structure for benchmarking of certain categories of schemes. Accordingly, the benchmark has been classified as Tier 1 benchmark. Furthermore, the same is effective from 01 December 2021

² As on 31 Dec 2022 of Growth option. During the same period, scheme benchmark (Nifty 50 Hybrid Composite Debt 65:35 Index) has moved by 3.4X to Rs. 3,47,520 from Rs.100,000 and delivered return of 11%. Please refer page no. 3 for detailed performance.

³ During the same period, value of scheme benchmark (Nifty 50 Hybrid Composite Debt 65:35 Index) has moved to 2,977,063. Please refer page no. 5 for detailed performance.

⁴ Statistical Ratios disclosed are as per monthly returns (Annualized) for the last 3 years.

⁵ Risk free rate: 6.60% (FIMMDA-NSE MIBOR) as on December 31, 2022

⁶ Exit Load - If the units redeemed or switched out are upto 10% of the units purchased or switched in ("the limit") within 1 year from the date of allotment - Nil

• If units redeemed or switched out are over and above the limit within 1 year from the date of allotment - 1%

• If units are redeemed or switched out on or after 1 year from the date of allotment - Nil

⁷ Continuing plans

Data as on 31 Dec 2022 unless otherwise given)

The fund has undergone merger/consolidation along with changes to its fundamental attributes as per the notice published on 15 Oct '22. For more details visit our website page - <https://www.assetmanagement.hsbc.co.in/en/mutual-funds/acquisition-of-lt-mutual-fund>.

One of the pre-requisites for a sound investment strategy is to strike a desired balance between risk and return so that along with achieving a strong long term growth, one could also maintain a certain level of stability in the investment portfolio. One of the simpler ways of accomplishing this balance is by investing in asset allocation funds that follow a disciplined asset allocation strategy. While there are funds with different asset allocation strategies to suit the needs of investors with different investment horizons and risk appetite, equity oriented asset allocation funds probably offer the right mix of growth potential and stability for moderately aggressive investors seeking long term wealth creation.

Why HSBC Aggressive Hybrid Fund?

- To benefit from both asset classes of equity and fixed income for an optimal asset-allocation portfolio
- Aim to seek a balance between long term growth and stability from an actively managed portfolio of equity and equity related securities and fixed income instruments
- Maintains a minimum of 65% allocation to equity and equity related securities and at least 25% allocation to fixed income securities including money market instruments
- To create a corpus through generating inflation-adjusted returns to cater to long-term goals

Fund Philosophy

- Invests 65-75% in equity and equity related securities and 25-35% in debt and money market securities
- Focus on investing in fundamentally strong businesses at a valuation level that offers adequate margin of safety
- Bottom-up stock selection using our proprietary investment approach
- Flexible equity investment approach to help capitalize on opportunities across the market spectrum
- For fixed income allocation, focus is on maintaining high credit quality portfolio
- Strong risk management framework - a well-diversified portfolio with focus on managing portfolio risks

Investment Objective

To seek long term capital growth and income through investments in equity and equity related securities and fixed income instruments. However, there is no assurance that the investment objective of the Scheme will be achieved.

HSBC Aggressive Hybrid Fund (HAHF) | Product Note
 [January 2023]

Fund Managers - Cheenu Gupta (Equity) (No of Schemes Managed – 7) - Managing Fund Since 02 July 2021 and Shriram Ramanathan (No of Schemes Managed – 11) - Managing Fund Since 30 May 2016 and Sonal Gupta (No of Schemes Managed - 4, for investment in foreign securities)

Lump Sum Investment Performance									Inception Date
Fund / Benchmark (Value of Rs 10,000 invested)	1 Year		3 Years		5 Years		Since Inception		
	Amount in Rs	PTP Returns %	Amount in Rs	PTP Returns %	Amount in Rs	PTP Returns %	Amount in Rs	PTP Returns %	
HSBC Aggressive Hybrid Fund-Reg	9638	-3.63	13483	10.48	13847	6.72	36695	11.54	07-Feb-11
Scheme Benchmark (NIFTY 50 Hybrid Composite Debt 65:35 Index)	10492	4.93	14453	13.06	17150	11.38	34752	11.03	
Additional Benchmark (Nifty 50 TRI)	10569	5.71	15416	15.52	18305	12.84	38863	12.08	
Performance of other funds managed by the Fund Manager									Inception Date
Fund / Benchmark (Value of Rs 10,000 invested)	1 Year		3 Years		5 Years		Since Inception		
	Amount in Rs	PTP Returns %	Amount in Rs	PTP Returns %	Amount in Rs	PTP Returns %	Amount in Rs	PTP Returns %	
HSBC Large and Mid Cap Fund-Reg	9797	-2.04	14843	14.07	NA	NA	15404	12.17	28-Mar-19
Scheme Benchmark (NIFTY Large Midcap 250 TRI)	10448	4.50	17307	20.06	NA	NA	17698	16.39	
Additional Benchmark (Nifty 50 TRI)	10569	5.71	15416	15.52	NA	NA	16381	14.02	
HSBC ELSS Fund-Reg	9697	-3.04	14332	12.75	13786	6.63	79320	13.08	27-Feb-06
Scheme Benchmark (Nifty 500 TRI)	10425	4.26	16173	17.38	17247	11.50	70964	12.33	
Additional Benchmark (Nifty 50 TRI)	10569	5.71	15416	15.52	18305	12.84	72507	12.48	
HSBC Mid Cap Fund-Reg ⁸	9935	-0.65	15584	15.94	13688	6.47	207154	17.90	09-Aug-04
Scheme Benchmark (S&P BSE 150 MidCap TRI)	10364	3.65	19457	24.84	17074	11.28	NA	NA	
Additional Benchmark (Nifty 50 TRI)	10569	5.71	15416	15.52	18305	12.84	139254	15.39	
HSBC Tax Saver Equity Fund-Reg	9966	-0.34	14887	14.18	14233	7.31	56769	11.47	05-Jan-07
Scheme Benchmark (Nifty 500 TRI)	10425	4.26	16173	17.38	17247	11.50	55982	11.37	
Additional Benchmark (Nifty 50 TRI)	10569	5.71	15416	15.52	18305	12.84	55088	11.26	
HSBC Conservative Hybrid Fund - Reg	10039	0.39	12030	6.35	13111	5.56	44979	8.30	24-Feb-04
Scheme Benchmark (NIFTY 50 Hybrid Composite Debt 15:85 Index)	10341	3.42	12635	8.11	14867	8.24	45336	8.34	
Additional Benchmark (CRISIL 10 year Gilt Index)	10044	0.44	11122	3.61	13029	5.43	27211	5.45	
HSBC Equity Savings Fund-Reg	10203	2.04	13122	9.48	13527	6.22	23442	7.90	18-Oct-11
Scheme Benchmark (NIFTY Equity Savings Index)	10487	4.88	13041	9.25	15113	8.60	27882	9.58	
Additional Benchmark (CRISIL 10 year Gilt Index)	10044	0.44	11122	3.61	13029	5.43	20531	6.63	
HSBC Money Market Fund - Reg	10403	4.05	11278	4.09	13101	5.54	33138	7.13	10-Aug-05
Scheme Benchmark (Nifty Money Market Index B-I)	10479	4.80	11393	4.44	13105	5.55	34742	7.42	
Additional Benchmark (CRISIL 1 Year T Bill Index)	10411	4.12	11410	4.49	13119	5.57	27586	6.01	
HSBC Low Duration Fund - Reg	10392	3.93	11479	4.70	12756	4.98	23087	7.17	04-Dec-10
Scheme Benchmark (NIFTY Low Duration Debt Index B-I)	10465	4.66	11670	5.28	13555	6.27	24583	7.73	
Additional Benchmark (CRISIL 1 Year T Bill Index)	10411	4.12	11410	4.49	13119	5.57	21378	6.49	
HSBC Medium Duration Fund	10258	2.59	11761	5.55	13183	5.68	16838	6.81	02-Feb-15
Scheme Benchmark (NIFTY Medium Duration Debt Index B-III)	10402	4.03	12461	7.61	14139	7.16	17915	7.65	
Additional Benchmark (CRISIL 10 year Gilt Index)	10044	0.44	11122	3.61	13029	5.43	15762	5.92	

Past performance may or may not be sustained in the future. PTP returns – Point to Point returns. Data as at 31 Dec 2022

Performance of other funds managed by the Fund Manager									Inception Date						
Fund / Benchmark (Value of Rs 10,000 invested)	1 Year		3 Years		5 Years		Since Inception								
	Amount in Rs	PTP Returns %	Amount in Rs	PTP Returns %	Amount in Rs	PTP Returns %	Amount in Rs	PTP Returns %							
HSBC Credit Risk Fund	10319	3.20	11448	4.61	12360	4.32	24189	6.90	08-Oct-09						
Scheme Benchmark (NIFTY Credit Risk Bond Index C-III)	10676	6.78	12805	8.59	15022	8.47	31622	9.09							
Additional Benchmark (CRISIL 10 year Gilt Index)	10044	0.44	11122	3.61	13029	5.43	21697	6.03							
HSBC Dynamic Bond Fund - Reg	10210	2.11	11546	4.91	13409	6.04	24628	7.62	27-Sep-10						
Scheme Benchmark (NIFTY Composite Debt Index A-III)	10236	2.37	11902	5.98	13962	6.90	24612	7.62							
Additional Benchmark (CRISIL 10 year Gilt Index)	10044	0.44	11122	3.61	13029	5.43	20900	6.19							
HSBC Short Duration Fund - Reg	10273	2.74	11553	4.93	12924	5.26	20800	6.87	27-Dec-11						
Scheme Benchmark (NIFTY Short Duration Debt Index B-II)	10433	4.34	11981	6.21	13882	6.77	23128	7.91							
Additional Benchmark (CRISIL 10 year Gilt Index)	10044	0.44	11122	3.61	13029	5.43	20074	6.53							
HSBC Gilt Fund – Reg ⁹	10190	1.91	11431	4.56	13167	5.65	55839	7.85	29-Mar-00						
Scheme Benchmark (NIFTY All Duration G-Sec Index)	10239	2.39	11758	5.55	14023	6.99	NA	NA							
Additional Benchmark (CRISIL 10 year Gilt Index)	10044	0.44	11122	3.61	13029	5.43	NA	NA							
HSBC Corporate Bond Fund – Reg ¹⁰	10222	2.23	11921	6.03	14231	7.30	60680	7.25	31-Mar-'97						
Scheme Benchmark (NIFTY Corporate Bond Index B-III)	10424	4.25	12288	7.11	14232	7.30	NA	NA							
Additional Benchmark (CRISIL 10 year Gilt Index)	10044	0.44	11122	3.61	13029	5.43	NA	NA							
HSBC Medium to Long Duration Fund - Reg	10052	0.52	11163	3.74	12912	5.24	35552	6.52	10-Dec-02						
Scheme Benchmark (NIFTY Medium to Long Duration Debt Index B-III)	10514	5.16	12795	8.56	14174	7.22	42014	7.41							
Additional Benchmark (CRISIL 10 year Gilt Index)	10044	0.44	11122	3.61	13029	5.43	31266	5.84							
Lump sum investment performance															
Fund / Benchmark (Value of Rs 10,000 invested)	7 Days		15 Days		30 Days		1 Year		3 Years		5 Years		Since Inception		Inception Date:
	Amount in Rs	PTP Returns %	Amount in Rs	PTP Returns %	Amount in Rs	PTP Returns %	Amount in Rs	PTP Returns %	Amount in Rs	PTP Returns %	Amount in Rs	PTP Returns %	Amount in Rs	PTP Returns %	
HSBC Liquid Fund – Reg ¹¹	10014	7.43	10028	7.13	10053	6.63	10482	4.82	11269	4.06	12900	5.22	22049	7.04	04-Dec-02
Scheme Benchmark (CRISIL Liquid Fund A-I Index)	10013	7.25	10028	7.13	10055	6.86	10504	5.04	11330	4.25	12958	5.32	22283	7.13	
Additional Benchmark (CRISIL 1 Year T Bill Index)	10012	6.21	10024	6.06	10058	7.25	10413	4.13	11410	4.50	13115	5.57	20908	6.55	

Note - Sonal Gupta shall be dedicated fund manager for investments in foreign securities by all the schemes of HSBC Mutual Fund.

Past performance may or may not be sustained in the future. Refer note below.

Name of Scheme	Fund Manager	No. of funds managed and Co-managed
HSBC Aggressive Hybrid Fund	Cheenu Gupta (Equity)- Since July 02, 2021 Shriram Ramanathan (Fixed Income)-Since May 30, 2016	Cheenu Gupta-7 Shriram Ramanathan-11
HSBC Large & Mid Cap Fund	Cheenu Gupta- Since Nov 26, 2022 Neelotpal Sahai- Since Mar 28, 2019	Cheenu Gupta-7 Neelotpal Sahai-4
HSBC ELSS Fund	Cheenu Gupta- Since Jul 02, 2021 Gautam Bhupal- Since Nov 26,2022	Cheenu Gupta-7 Gautam Bhupal-6
HSBC Midcap Fund	Vihang Shankar Naik- Since June 28 2016 Cheenu Gupta- Since Nov 26 2022	Vihang Shankar Naik- 4 Cheenu Gupta-7
HSBC Tax Saver Fund	Gautam Bhupal- Since July 23, 2019 Cheenu Gupta- Since Nov 26, 2022	Gautam Bhupal-6 Cheenu Gupta-7
HSBC Conservative Hybrld Fund	Ritesh Jain (Fixed Income) Since Nov 26,2022 Cheenu Gupta (Equity) Since Nov 26,2022	Ritesh Jain-5 Cheenu Gupta-7
HSBC Equity Savings Fund	Cheenu Gupta (Equity) -Since Jul 02, 2021 Ritesh Jain (Fixed Income) -Since Nov 26,2022	Cheenu Gupta-7 Ritesh Jain-5
HSBC Money Market Fund	Kapil Lal Punjabi - Since Nov 26 , 2022 Shriram Ramanathan- Since Mar 21, 2020	Kapil Lal Punjabi-6 Shriram Ramanathan-11
HSBC Credit Risk Fund	Shriram Ramanathan- Since Nov 24, 2012 Kapil Lal Punjabi - Since Nov 26, 2022	Shriram Ramanathan-11 Kapil Lal Punjabi-6
HSBC Low Duration Fund	Shriram Ramanathan- Since Nov 24, 2012 Mahesh Chhabria- Since Nov 26 , 2022	Shriram Ramanathan-11 Mahesh Chhabria-4
HSBC Medium Duration Fund	Shriram Ramanathan - Since Feb 02, 2015 Kapil Lal Punjabi- Since Nov 26,2022	Shriram Ramanathan-11 Kapil Lal Punjabi-6
HSBC Dynamic Bond Fund	Jalpan Shah- Since May 30, 2016 Shriram Ramanathan- Since Feb 02, 2015	Jalpan Shah-7 Shriram Ramanathan-11
HSBC Short Duration Fund	Jalpan Shah- Since May 30, 2016 Shriram Ramanathan - Since May 30, 2016	Jalpan Shah-7 Shriram Ramanathan-11
HSBC Gilt Fund	Jalpan Shah- Since May 30, 2016 Shriram Ramanathan- Since April 03, 2017	Jalpan Shah-7 Shriram Ramanathan-11
HSBC Corporate Bond Fund	Jalpan Shah - Since April 03, 2017 Shriram Ramanathan- Since June 30, 2014	Jalpan Shah-7 Shriram Ramanathan-11
HSBC Medium to Long Duration Fund	Jalpan Shah Since Nov, 26 2022 Shriram Ramanathan- Since Nov, 26 2022	Jalpan Shah-7 Shriram Ramanathan-11
HSBC Liquid Fund	Kapil Lal Punjabi- Since Mar 14, 2014 Shriram Ramanathan - Since Nov 26, 2022	Kapil Lal Punjabi-6 Shriram Ramanathan-11

⁸ HSBC Mid Cap Fund: The launch date of the S&P BSE 150 Mid Cap TRI is November 30, 2017 whereas the inception date of the scheme is August 09, 2004. The corresponding benchmark returns since inception of the scheme is not available.

⁹ HSBC Gilt Fund: The launch date of the NIFTY All Duration G-Sec Index is Sep 03, 2001 whereas the inception date of the scheme is Mar 29, 2000. The corresponding benchmark returns since inception of the scheme not available.

¹⁰ HSBC Corporate Bond Fund: The launch date of the NIFTY Corporate Bond Index B-III is Sep 03, 2001 whereas the inception date of the scheme is Mar 31, 1997. The corres ponding benchmark returns since inception of the scheme not available

¹¹ HSBC Liquid Fund: Since there was no continuous NAV history available for the surviving Plan of HSBC Liquid Fund prior to May 19, 2011, returns since the said date have been considered for calculating Since Inception performance. The inception date of HSBC Liquid Fund however is December 4, 2002.

SIP Performance - HSBC Aggressive Hybrid Fund – Reg					
Scheme Name & Benchmarks	1 Year	3 Years	5 Years	Since Inception	Inception Date: 07-Feb-11
Total amount invested (₹)	120000	360000	600000	1420000	
Market Value as on December 31, 2022 (₹)	121,321	421,711	760,277	2,887,072	
Scheme Returns (%)	2.06	10.57	9.41	11.39	
NIFTY 50 Hybrid Composite Debt 65:35 Index - Scheme Benchmark (₹)	125,533	442,466	828,758	2,977,063	
NIFTY 50 Hybrid Composite Debt 65:35 Index - Scheme Benchmark Returns (%)	8.70	13.89	12.89	11.87	
Nifty 50 TRI - Additional Benchmark (₹)	126,680	475,581	887,596	3,316,933	
Nifty 50 TRI - Additional Benchmark Returns (%)	10.53	18.98	15.67	13.53	

Since Inception returns are provided from the date of allotment of units. PTP returns – Point to Point returns.

For SIP returns, monthly investment of Rs.10,000 invested on the 1st day of every month has been considered. SIP Return are calculated on XIRR basis.

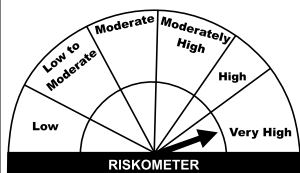
The performance details provided herein is of Regular Plan - Growth Option. Returns on ₹10,000 are point-to-point returns for the specific time period, invested at the start of the period. The returns for the respective periods are provided as on last available NAV of December 2022 for the respective Schemes. Returns for 1 year and above are Compounded Annualized. Returns for less than 1 year is Simple Annualized. Load is not taken into consideration for computation of performance. Different plans shall have a different expense structure. The expenses of the Direct Plan under the Scheme will be lower to the extent of the distribution expenses / commission charged to the Regular Plan.

Pursuant to the transfer of schemes of L&T Mutual Fund to HSBC Mutual Fund, which was effective from the close of business hours of November 25, 2022, the performance of the Scheme (which is the surviving scheme out of the merger of schemes with similar features) provided above is computed as per the provisions of SEBI Circular No- SEBI/HO/IMD/DF3/CIR/P/2018/69 dated April 12, 2018 using the weighted average performance of both transferor and transferee schemes. The details of the transferor and transferee schemes please refer to our notice dated October 14, 2022 available on www.assetmanagement.hsbc.co.in.

Past performance may or may not be sustained in the future. PTP returns – Point to Point returns. Data as at 31 Dec 2022

Product Label

HSBC Aggressive Hybrid Fund (Erstwhile L&T Hybrid Equity Fund)



Investors understand that their principal will be at Very High risk

Aggressive Hybrid Fund - An open ended hybrid scheme investing predominantly in equity and equity related instruments..

This product is suitable for Investors who are seeking*:

- Long term wealth creation and income
- Investment in equity and equity related securities and fixed income instruments.

(Benchmark : : Nifty 50Hybrid composite debt 65:35 Index)



RISKOMETER

Scheme name and Type of scheme

*Riskometer of the Scheme

Riskometer of the benchmark

This product is suitable for investors who are seeking*:

HSBC Large and Mid Cap Fund (Erstwhile HSBC Large & Mid Cap Equity Fund) - Large and Mid Cap Fund – An open ended equity scheme investing in both large cap and mid cap stocks.

- Long term wealth creation and income
- Investment predominantly in equity and equity related securities of Large and Mid cap companies (Benchmark : NIFTY Large Midcap 250 TRI)

HSBC ELSS Fund (Erstwhile L&T Tax Advantage Fund) - Equity Linked Savings Scheme - An open ended equity linked saving scheme with a statutory lock in of 3 years and tax benefit

- Long term capital growth
- Investment predominantly in equity and equity-related securities. (Benchmark : NIFTY 500 TRI Index)

HSBC Midcap Fund (Erstwhile L&T Midcap Fund) - Midcap Fund – An open ended equity scheme predominantly investing in mid cap stocks.

- Long term wealth creation
- Investment in equity and equity related securities of mid cap companies. (Benchmark : S&P BSE 150 MidCap TRI Index)

HSBC Tax Saver Equity Fund - Equity Linked Savings Scheme - An open ended equity linked saving scheme with a statutory lock in of 3 years and tax benefit

- Long term capital growth
- Investment predominantly in equity and equity-related securities. (Benchmark : NIFTY 500 TRI Index)



Investors understand that their principal will be at Very High risk



RISKOMETER

HSBC Equity Savings Fund (Erstwhile L&T Equity Savings Fund)



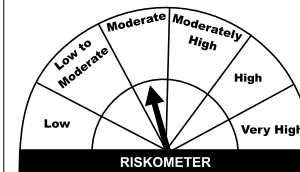
Investors understand that their principal will be at Moderate risk

Equity Savings Fund – An open ended scheme investing in equity, arbitrage and debt.

This product is suitable for Investors who are seeking*:

- Investment in fixed income (debt and money market instruments) as well as equity and equity related securities
- Capital appreciation over medium to long term

Benchmark Index: NIFTY Equity Savings Index



RISKOMETER

HSBC Conservative Hybrid Fund (Erstwhile HSBC Regular Savings Fund)



Investors understand that their principal will be at Moderately High risk

Conservative Hybrid Fund– An open ended hybrid scheme investing predominantly in debt instruments.

This product is suitable for Investors who are seeking*:

- Investment in fixed income (debt and money market instruments) as well as equity and equity related securities
- Capital appreciation over medium to long term

Benchmark Index: NIFTY 50 Hybrid Composite Debt 15:85 Index



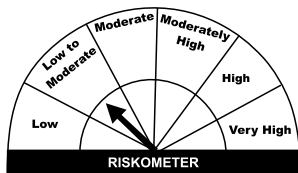
RISKOMETER

* Investors should consult their financial advisers if in doubt about whether the product is suitable for them.

Past performance may or may not be sustained in the future. PTP returns – Point to Point returns. Data as at 31 Dec 2022

PUBLIC

HSBC Liquid Fund (Erstwhile HSBC Cash Fund)



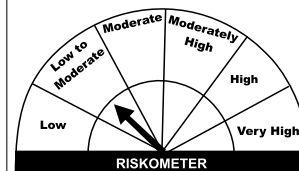
Investors understand that their principal will be at Low to Moderate risk

Liquid Fund - An open-ended Liquid Scheme. Relatively Low interest rate risk and Low credit risk.

This product is suitable for Investors who are seeking*:

- Overnight liquidity over short term
- Investment in Money Market Instruments

Benchmark Index: Nifty Liquid Index B-I



HSBC Money Market Fund (Erstwhile L&T Money Market Fund)



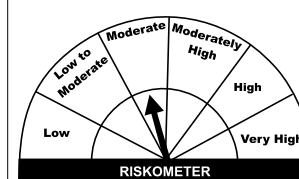
Investors understand that their principal will be at Low to Moderate risk

An open ended debt scheme investing in money market instruments. Relatively Low interest rate risk and Moderate credit risk.

This product is suitable for Investors who are seeking*:

- Generation of regular income over short to medium term
- Investment in money market instruments

Benchmark Index: Nifty Money Market Index B-I



HSBC Low Duration Fund (Erstwhile L&T Low Duration Fund)



Investors understand that their principal will be at Low to Moderate risk

Low Duration Fund - An open ended low duration debt scheme investing in instruments such that the Macaulay duration of the portfolio is between 6 months to 12 months (for details on Macaulay's Duration please refer to SID under the section "Asset Allocation Pattern"). A relatively low interest rate risk and moderate credit risk.

This product is suitable for Investors who are seeking*:

- Liquidity over short term
- Investment in Debt / Money Market Instruments such that the Macaulay[^] duration of the portfolio is between 6 months to 12 months

Benchmark Index: NIFTY Low Duration Debt Index B-I



HSBC Medium Duration Fund (Erstwhile L&T Resurgent India Bond Fund)



Investors understand that their principal will be at Moderate risk

Medium Duration Fund - An open ended medium term debt scheme investing in instruments such that the Macaulay duration of the portfolio is between 3 years to 4 years (for details on Macaulay's Duration please refer to the SID under the section "Asset Allocation Pattern"). A relatively high interest rate risk and moderate credit risk.

This product is suitable for Investors who are seeking*:

- Generation of income over medium term
- Investment primarily in debt and money market securities

Benchmark Index: NIFTY Medium Duration Debt Index B-III



HSBC Credit Risk Fund (Erstwhile L&T Credit Risk Fund)



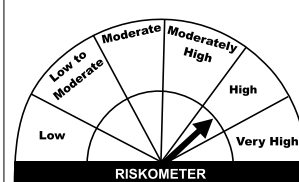
Investors understand that their principal will be at Moderately High risk

Credit Risk Fund - An open ended debt scheme predominantly investing in AA and below rated corporate bonds (excluding AA+ rated corporate bonds). A relatively high interest rate risk and relatively high credit risk.

This product is suitable for Investors who are seeking*:

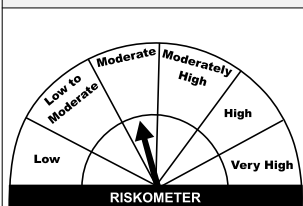
- Generation of regular returns and capital appreciation over medium to long term
- Investment in debt instruments (including securitized debt), government and money market securities

Benchmark Index: NIFTY Credit Risk Bond Index C-III



* Investors should consult their financial advisers if in doubt about whether the product is suitable for them.

HSBC Dynamic Bond Fund (Erstwhile L&T Flexi Bond Fund)



Investors understand that their principal will be at Moderate risk

Dynamic Bond Fund - An open ended dynamic debt scheme investing across duration. A relatively high interest rate risk and relatively low credit risk.

This product is suitable for investors who are seeking*:

- Generation of reasonable returns over medium to long term
- Investment in fixed income securities

Benchmark Index: NIFTY Composite Debt Index A-III



HSBC Short Duration Fund (Erstwhile L&T Short Term Bond Fund)



Investors understand that their principal will be at Low to Moderate risk

Short Duration Fund - An open ended short term debt scheme investing in instruments such that the Macaulay duration of the portfolio is between 1 year to 3 years for details on Macaulay's Duration please refer to SID under the section "Asset Allocation Pattern"). A moderate interest rate risk and moderate credit risk.

This product is suitable for investors who are seeking*:

- Generation of regular returns over short term
- Investment in fixed income securities of shorter term maturity.

Benchmark Index: Nifty Short Duration Debt Index B-II



HSBC Gilt Fund (Erstwhile L&T Gilt Fund)



Investors understand that their principal will be at Moderate risk

Gilt Fund - An open ended debt scheme investing in government securities across maturity. A relatively high interest rate risk and relatively low credit risk.

This product is suitable for investors who are seeking*:

- Generation of returns over medium to long term
- Investment in Government Securities

Benchmark Index: NIFTY All Duration G-Sec Index



HSBC Corporate Bond Fund (Erstwhile L&T Triple Ace Bond Fund)



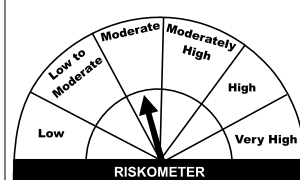
Investors understand that their principal will be at Moderate risk

Corporate Bond Fund - An open ended debt scheme predominantly investing in AA+ and above rated corporate bonds. A relatively high interest rate risk and relatively low credit risk.

This product is suitable for investors who are seeking*:

- Generation of regular and stable income over medium to long term
- Investment predominantly in AA+ and above rated corporate bonds and money market instruments

Benchmark Index: NIFTY Corporate Bond Index B-III



HSBC Medium to Long Duration Fund (Erstwhile HSBC Debt Fund)



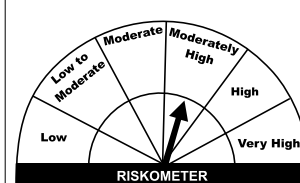
Investors understand that their principal will be at Moderate risk

Medium to Long Duration Fund - An open ended medium to long term debt scheme investing in instruments such that the Macaulay duration of the portfolio is between 4 years to 7 years (for details on Macaulay's Duration please refer to SID under the section "Asset Allocation Pattern"). Relatively high interest rate risk and moderate credit risk.

This product is suitable for investors who are seeking*:

- Regular income over medium term
- Investment in diversified portfolio of fixed income securities such that the Macaulay^A duration of the portfolio is between 4 year to 7 years

Benchmark Index: NIFTY Medium to Long Duration Debt Index B-III



* Investors should consult their financial advisers if in doubt about whether the product is suitable for them.

Note on Risk-o-meters: Riskometer is as on 31 Dec 2022, Any change in risk-o-meter shall be communicated by way of Notice cum Addendum and by way of an e-mail or SMS to unitholders of that particular scheme

Past performance may or may not be sustained in the future. Source: HSBC Asset Management India, data as at 31 Dec 2022

Disclaimer: This document has been prepared by HSBC Asset Management (India) Private Limited (HSBC) for information purposes only and should not be construed as i) an offer or recommendation to buy or sell securities, commodities, currencies or other investments referred to herein; or ii) an offer to sell or a solicitation or an offer for purchase of any of the funds of HSBC Mutual Fund; or iii) an investment research or investment advice. It does not have regard to specific investment objectives, financial situation and the particular needs of any specific person who may receive this document. Investors should seek personal and independent advice regarding the appropriateness of investing in any of the funds, securities, other investment or investment strategies that may have been discussed or referred herein and should understand that the views regarding future prospects may or may not be realized. In no event shall HSBC Mutual Fund/HSBC Asset management (India) Private Limited and / or its affiliates or any of their directors, trustees, officers and employees be liable for any direct, indirect, special, incidental or consequential damages arising out of the use of information / opinion herein.

This document is intended only for those who access it from within India and approved for distribution in Indian jurisdiction only. Distribution of this document to anyone (including investors, prospective investors or distributors) who are located outside India or foreign nationals residing in India, is strictly prohibited. Neither this document nor the units of HSBC Mutual Fund have been registered under Securities law/Regulations in any foreign jurisdiction. The distribution of this document in certain jurisdictions may be unlawful or restricted or totally prohibited and accordingly, persons who come into possession of this document are required to inform themselves about, and to observe, any such restrictions. If any person chooses to access this document from a jurisdiction other than India, then such person do so at his/her own risk and HSBC and its group companies will not be liable for any breach of local law or regulation that such person commits as a result of doing so.

© Copyright. HSBC Asset Management (India) Private Limited 2023, ALL RIGHTS RESERVED.

HSBC Mutual Fund, 9-11th Floor, NESCO - IT Park Bldg. 3, Nesco Complex, Western Express Highway, Goregaon East, Mumbai 400063. Maharashtra.
GST - 27AABCH0007N1ZS, Email: investor.line@mutualfunds.hsbc.co.in | Website: www.assetmanagement.hsbc.co/in

Mutual fund investments are subject to market risks, read all scheme related documents carefully.