

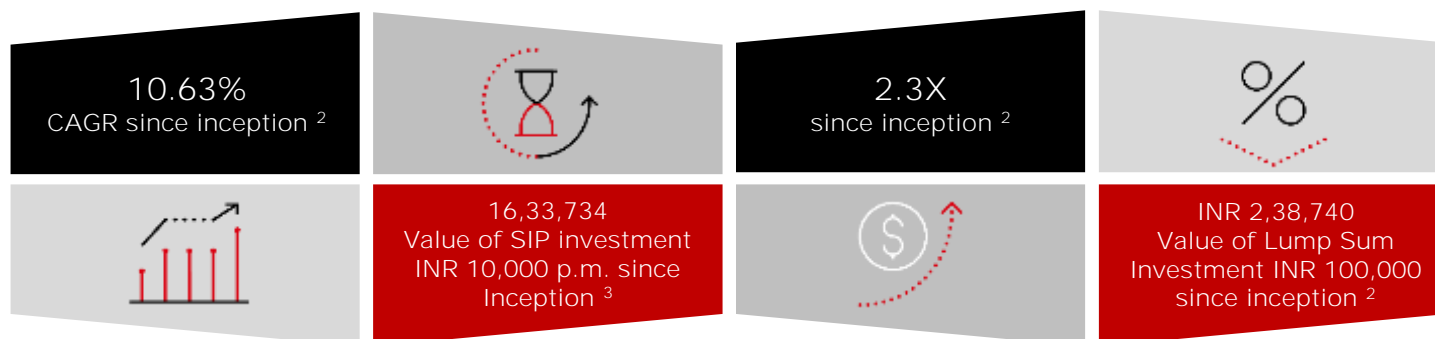
## Product Note

### HSBC Business Cycles Fund (HBCF) (Formerly known as L&T Business Cycles Fund)

Thematic Fund - An open ended equity scheme following business cycles based investing theme

April 2023

Fund Category	Fund Manager	Benchmark <sup>1</sup>	Inception Date	AUM
Thematic Fund	Ankur Arora and Venugopal Manghat	NIFTY 500 TRI	20 Aug 2014	Rs. 542.17 Cr



Risk Ratios <sup>4</sup>	
Standard Deviation	17.40%
Beta	0.95
Sharpe Ratio <sup>5</sup>	1.18
R2	0.89

Load / Expenses	
Entry Load	NA
Exit Load - NIL (after 1 year), 1% (before 1 year) <sup>6</sup>	
Expense ratio (Other than Direct) <sup>7</sup>	2.64%
Expense ratio (Direct)	1.42%

Portfolio	% of net assets
HDFC Bank Limited	6.89%
ICICI Bank Limited	6.88%
Larsen and Toubro Limited	4.38%
State Bank of India	4.35%
Reliance Industries Limited	3.67%
ABB India Limited	3.58%
Aegis Logistics Limited	3.27%
Housing Development Finance Corporation Limited	3.15%
Ahluwalia Contracts (India) Limited	2.92%
UltraTech Cement Limited	2.76%

Sector - Allocation	% of net assets
Banks	25.21%
Construction	14.51%
Industrial Products	9.10%
Consumer Durables	4.77%
Reverse Repos/TREPS	4.74%
Cement and Cement Products	4.37%
Finance	3.89%
Petroleum Products	3.67%
Electrical Equipment	3.58%
Gas	3.27%

<sup>1</sup> SEBI vide its circular no. SEBI/HO/IMD/IMD-II DF3/P/ CIR/2021/652 dated October 27, 2021, on 'Guiding Principles for bringing uniformity in Benchmarks of Mutual Fund Schemes' has introduced two-tiered structure for benchmarking of certain categories of schemes. Accordingly, the benchmark has been classified as Tier 1 benchmark. Furthermore, the same is effective from 01 December 2021

<sup>2</sup> As on 31 March 2023 of Growth option. During the same period, scheme benchmark (Nifty 500 TRI) has moved by 2.5X to Rs 2,53,280 from Rs 100,000 and delivered return of 11.39 %. Please refer page no. 3 for detailed performance of HSBC Business Cycle Fund.

<sup>3</sup> During the same period, value of scheme benchmark (Nifty 500 TRI) has moved to 17,50,869

<sup>4</sup> Statistical Ratios disclosed are as per monthly returns (Annualized) for the last 3 years.

<sup>5</sup> Risk free rate: 7.79% (FIMMDA-NSE MIBOR) as on March 31, 2023

<sup>6</sup> Exit Load - If the units redeemed or switched out are upto 10% of the units purchased or switched in ("the limit") within 1 year from the date of allotment - Nil

• If units redeemed or switched out are over and above the limit within 1 year from the date of allotment - 1%

• If units are redeemed or switched out on or after 1 year from the date of allotment - Nil

<sup>7</sup> Continuing plans

Fund strategy as at Jan '23. Data as on 31 March 2023.

The fund has not undergone merger/consolidation along with changes to its fundamental attributes as per the notice published on 15 Oct '22. For more details visit our website page - <https://www.assetmanagement.hsbc.co.in/en/mutual-funds/acquisition-of-lt-mutual-fund>.

All economies go through “Business Cycles” and every stage of the business cycle impacts performance of each sector that largely drives the performance of equity market.

Thus, timely selection of the prospective sectors that could benefit in different market cycles could provide great opportunity to generate alpha.

Invest in HSBC Business Cycles Fund that adopts business cycle approach by identifying economic trends and strategically investing in the sectors and stocks that are likely to outperform at that stage of business cycle in the economy to generate wealth in the long-run.

## Why HSBC Business Cycle Fund?

- Long-term capital appreciation
- Aim to build a portfolio of predominantly equities with focus on riding business cycles
- Dynamic allocation between cyclical and defensive sectors and stocks at different stages of business cycles in the economy
- To create a corpus through generating inflation-adjusted returns to cater to long-term goals

## Fund Philosophy

- HBCF focuses on riding business cycles by strategically changing allocation between various sectors and stocks at different stages of business cycle in the economy
- The fund has the flexibility to invest across the market capitalization spectrum.
- Within a sector, the fund prefers dominant and scalable businesses available at reasonable valuations

## Key portfolio themes:

- We believe that the macro recovery cycle is still underway and has some way to go before turning. In line with that we are invested into the cyclical part of the economy. We believe the earnings growth delivered by these companies will be strong in the medium term partially aided by the economic tailwinds.
- Persistently high Inflation has impacted the margins of corporate India. However, the demand scenario so far has not deteriorated a lot as visible in 3rd quarter results. With commodity prices starting to come down, margins should also get an uptick. Remain constructive on the businesses that are participating in the current growth trends.
- However, with interest rates rising and depreciating currency, there can be impact on the demand growth in the short term and corporate earnings could see a downward revision. However, the medium-term outlook remains strong, and focus is on companies that have good visibility of growth.
- Our positioning in the portfolio is:
  - Overweight on the capex recovery theme: Our highest active sector weight remains industrial which is seeing a strong growth driven by a strong capex push by both public and private sector companies,
  - Overweight on the infrastructure: Also remain positive on infrastructure space driven by strong push by government
  - Equal weight on financials: Financials are seeing a strong growth driven by recovery in credit growth cycle coupled with credit cost normalization which is leading to earnings expansion. However, valuations are pricing in fair bit of medium-term earnings growth leading to our neutral stance.

### Portfolio sectoral positioning:

- Overweight: Industrials, Infrastructure, Building Material and Chemicals
- Neutral: Financials, Automotive, Consumer Discretionary
- Underweight: IT, Consumer Staples, Energy, Utilities, Communication Services

### Sector Attribution (1 year):

- O/W in Industrials and U/W in IT and Utilities contributed positively to the performance.
- U/W in Consumer Staples and Financials contributed negatively to the performance.

### Investment Objective

The investment objective of the Scheme is to seek to generate long-term capital appreciation from a portfolio of predominantly equity and equity related securities, including equity derivatives, in the Indian market with focus on riding business cycles through dynamic allocation between various sectors and stocks at different stages of business cycles in the economy. The Scheme could also additionally invest in Foreign Securities. There is no assurance that the objective of the Scheme will be realised and the Scheme does not assure or guarantee any returns.

HSBC Business Cycle Fund (HBCF) | Product Note  
[ April 2023 ]

Fund Managers - Ankur Arora (No of Schemes Managed – 3 ) - Managing Fund Since 29 July 2020 and Venugopal Manghat (No of Schemes Managed – 5 ) - Managing Fund Since 20 Aug 2014 and Sonal Gupta (No of Schemes Managed - 4, for investment in foreign securities)

Lump Sum Investment Performance									Inception Date
Fund / Benchmark (Value of Rs 10,000 invested)	1 Year		3 Years		5 Years		Since Inception		
	Amount in Rs	PTP Returns %	Amount in Rs	PTP Returns %	Amount in Rs	PTP Returns %	Amount in Rs	PTP Returns %	
HSBC Business Cycles Fund-Regular	10518	5.18	22192	30.44	14676	7.96	23874	10.63	20-Aug-14
Scheme Benchmark (Nifty 500 TRI)	9878	-1.22	21450	28.97	17271	11.52	25328	11.39	
Additional Benchmark (Nifty 50 TRI)	10059	0.59	20871	27.80	18222	12.72	24411	10.91	

Performance of other funds managed by the Fund Manager									Inception Date
Fund / Benchmark (Value of Rs 10,000 Invested)	1 Year		3 Years		5 Years		Since Inception		
	Amount in Rs	PTP Returns %	Amount in Rs	PTP Returns %	Amount in Rs	PTP Returns %	Amount in Rs	PTP Returns %	
HSBC Large Cap Fund – Regular <sup>8</sup>	9918	-0.82	18826	23.48	16021	9.86	327863	18.74	10-Dec-02
Scheme Benchmark (Nifty 100 TRI)	9842	-1.58	20322	26.66	17384	11.67	NA	NA	
Additional Benchmark (Nifty 50 TRI)	10059	0.59	20871	27.80	18222	12.72	214384	16.28	
HSBC Small Cap Fund-Regular <sup>9</sup>	10438	4.38	31084	45.94	17457	11.76	44416	18.26	12-May-14
Scheme Benchmark (NIFTY Small Cap 250 TRI)	9397	-6.03	28157	41.21	14738	8.05	32915	14.34	
Additional Benchmark (Nifty 50 TRI)	10059	0.59	20871	27.80	18222	12.72	27630	12.11	
HSBC Infrastructure Fund-Regular <sup>10</sup>	11170	11.70	25281	36.23	15165	8.66	26276	6.42	27-Sep-07
Scheme Benchmark (NIFTY Infrastructure TRI)	10231	2.31	22461	30.96	16608	10.65	13785	2.09	
Additional Benchmark (Nifty 50 TRI)	10059	0.59	20871	27.80	18222	12.72	41633	9.63	
HSBC Value Fund-Regular	10497	4.97	24451	34.72	16837	10.96	60535	14.58	08-Jan-10
Scheme Benchmark (Nifty 500 TRI)	9878	-1.22	21450	28.97	17271	11.52	38343	10.69	
Additional Benchmark (Nifty 50 TRI)	10059	0.59	20871	27.80	18222	12.72	38804	10.79	
HSBC Flexi Cap Fund-Regular	10198	1.98	20287	26.59	15165	8.66	155506	15.44	24-Feb-04
Scheme Benchmark (Nifty 500 TRI)	9878	-1.22	21450	28.97	17271	11.52	127286	14.24	
Additional Benchmark (Nifty 50 TRI)	10059	0.59	20871	27.80	18222	12.72	121695	13.97	

Fund / Benchmark (Value of Rs 10,000 invested)	1 Year		Since Inception		
	Amount in Rs	PTP Returns %	Amount in Rs	PTP Returns %	
HSBC Focused Fund-Regular	9644	-3.56	14607	15.12	22-Jul-20
Scheme Benchmark (Nifty 500 TRI)	9878	-1.22	16543	20.58	
Additional Benchmark (Nifty 50 TRI)	10059	0.59	16070	19.28	

Past performance may or may not be sustained in the future. Refer note below.

Name of Scheme	Fund Manager	No. of funds managed and Co-managed
HSBC Business Cycles Fund	Ankur Arora- Since Nov 26 2022 Venugopal Manghat- Since Aug 20 2014	Ankur Arora-3 Venugopal Manghat-5
HSBC Large Cap Fund	Neelotpal Sahai- Since May 27, 2013 Ankur Arora- Since Nov 26, 2022	Neelotpal Sahai-4 Ankur Arora-3
HSBC Small Cap Fund	Venugopal Manghat- Since Dec 17, 2019 Vihang Shankar Naik- Since Dec 17, 2019	Venugopal Manghat-5 Vihang Shankar Naik-4
HSBC Infrastructure Fund	Venugopal Manghat- Since Dec 17, 2019 Gautam Bhupal-Since Nov 26, 2022	Venugopal Manghat-5 Gautam Bhupal-6
HSBC Value Fund	Venugopal Manghat- Since Nov 24,2012 Vihang Shankar Naik- Since Dec 17,2019	Venugopal Manghat-5 Vihang Shankar Naik-4
HSBC Flexi Cap Fund	Vihang Shankar Naik- Since Nov, 26 2022 Venugopal Manghat- Since Nov, 26 2022	Vihang Shankar Naik-4 Venugopal Manghat-5
HSBC Focused Fund	Neelotpal Sahai- Since Nov 26, 2022 Ankur Arora- Since July 29, 2020	Neelotpal Sahai-4 Ankur Arora-3

<sup>8</sup> HSBC Large Cap Fund: The launch date of the Nifty 100 TRI is Jan 01, 2003 whereas the inception date of the scheme is Dec 10, 2002. The corresponding benchmark returns since inception of the scheme not available.

<sup>9</sup> HSBC Small Cap Fund: The launch date of the S&P BSE 250 Small Cap Index

<sup>10</sup> HSBC Infrastructure Fund: The launch date of the S&P BSE India Infrastructure Index (INR) is May 19, 2014 whereas the inception date of the scheme is September 27, 2007. The corresponding benchmark returns since inception of the scheme is not available.

Note - Sonal Gupta shall be dedicated fund manager for investments in foreign securities by all the schemes of HSBC Mutual Fund.

SIP Performance - HSBC Business Cycles Fund - Regular					Inception Date: 20-Aug-14
Scheme Name & Benchmarks	1 Year	3 Years	5 Years	Since Inception	
Total amount invested (₹)	120000	360000	600000	1030000	
Market Value as on March 31, 2023 (₹)	1,23,052	4,61,743	8,38,566	16,33,734	
Scheme Returns (%)	4.77	16.89	13.37	10.47	
Nifty 500 TRI - Scheme Benchmark (₹)	1,18,108	4,37,881	8,27,869	17,50,869	
Nifty 500 TRI - Scheme Benchmark Returns (%)	-2.92	13.17	12.85	12.01	
Nifty 50 TRI - Additional Benchmark (₹)	1,20,355	4,39,468	8,29,038	17,64,824	
Nifty 50 TRI - Additional Benchmark Returns (%)	0.55	13.42	12.91	12.19	

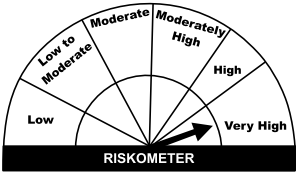
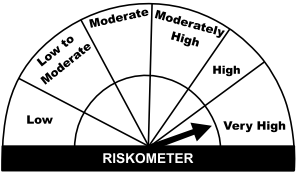
Since Inception returns are provided from the date of allotment of units. PTP returns – Point to Point returns.

For SIP returns, monthly investment of Rs.10,000 invested on the 1st day of every month has been considered. SIP Return are calculated on XIRR basis.

The performance details provided herein is of Regular Plan - Growth Option. Returns on ₹10,000 are point-to-point returns for the specific time period, invested at the start of the period. The returns for the respective periods are provided as on last available NAV of March 2023 for the respective Schemes. Returns for 1 year and above are Compounded Annualized. Returns for less than 1 year is Simple Annualized. Load is not taken into consideration for computation of performance. Different plans shall have a different expense structure. The expenses of the Direct Plan under the Scheme will be lower to the extent of the distribution expenses / commission charged to the Regular Plan.

Pursuant to the transfer of schemes of L&T Mutual Fund to HSBC Mutual Fund, which was effective from the close of business hours of November 25, 2022, the performance of the Scheme (which is the surviving scheme out of the merger of schemes with similar features) provided above is computed as per the provisions of SEBI Circular No- SEBI/HO/IMD/DF3/CIR/P/2018/69 dated April 12, 2018 using the weighted average performance of both transferor and transferee schemes. The details of the transferor and transferee schemes please refer to our notice dated October 14, 2022 available on [www.assetmanagement.hsbc.co.in](http://www.assetmanagement.hsbc.co.in).

Product Label

Scheme name and Type of scheme	*Riskometer of the Scheme	Riskometer of the benchmark
<p>This product is suitable for investors who are seeking*:</p> <p><b>HSBC Business Cycles Fund (Erstwhile L&amp;T Business Cycles Fund) - Thematic Fund</b> - An open ended equity scheme following business cycles based investing theme.</p> <ul style="list-style-type: none"> <li>Investment predominantly in equity and equity-related securities, including equity derivatives in Indian markets with focus on riding business cycles through dynamic allocation between various sectors and stocks at different stages of business cycles in the economy. (Benchmark : NIFTY 500 TRI Index)</li> </ul> <p><b>HSBC Large Cap Fund (Erstwhile HSBC Large Cap Equity Fund) - Large Cap Fund</b> – An open ended equity scheme predominantly investing in large cap stocks.</p> <ul style="list-style-type: none"> <li>To create wealth over long term.</li> <li>Investment in predominantly large cap equity and equity related securities. (Benchmark : NIFTY 100 TRI Index)</li> </ul> <p><b>HSBC Small Cap Fund (Erstwhile L&amp;T Emerging Businesses Fund) - Small Cap Fund</b> – An open ended equity scheme predominantly investing in small cap stocks</p> <ul style="list-style-type: none"> <li>Long term capital appreciation</li> <li>Investment predominantly in equity and equity-related securities, including equity derivatives in Indian markets with key theme focus being emerging companies (small cap stocks); and foreign securities (Benchmark : NIFTY Small Cap 250 TRI)</li> </ul> <p><b>HSBC Infrastructure Fund - Thematic Fund (Erstwhile L&amp;T Infrastructure Fund)</b> – An open-ended Equity Scheme following Infrastructure theme.</p> <ul style="list-style-type: none"> <li>To create wealth over long term</li> <li>Investment in equity and equity related securities, primarily in themes that play an important role in India’s economic development. (Benchmark : NIFTY Infrastructure TRI)</li> </ul> <p><b>HSBC Value Fund (Erstwhile L&amp;T India Value Fund) - Value Fund</b> - An open ended equity scheme following a value investment strategy.</p> <ul style="list-style-type: none"> <li>Long term capital appreciation</li> <li>Investment predominantly in equity and equity-related securities in Indian markets and foreign securities with higher focus on undervalued securities. (Benchmark : NIFTY 500 TRI Index)</li> </ul> <p><b>HSBC Flexi Cap Fund - Flexi Cap Fund</b> – An open ended dynamic equity scheme investing across large cap, mid cap, small cap stocks.</p> <ul style="list-style-type: none"> <li>To create wealth over long term</li> <li>Investment in equity and equity related securities across market capitalizations. (Benchmark : NIFTY 500 TRI Index)</li> </ul> <p><b>HSBC Focused Fund (Erstwhile HSBC Focused Equity Fund) - Focused Fund</b> – An open ended equity scheme investing in maximum 30 stocks across market caps (i.e. Multi-Cap).</p> <ul style="list-style-type: none"> <li>Long term wealth creation</li> <li>Investment in equity and equity related securities across market capitalization in maximum 30 stocks. (Benchmark : NIFTY 500 TRI Index)</li> </ul>	 <p>Investors understand that their principal will be at Very High risk</p>	

\* Investors should consult their financial advisers if in doubt about whether the product is suitable for them.

**Note on Risk-o-meters:** Riskometer is as on 31 March 2023, Any change in risk-o-meter shall be communicated by way of Notice cum Addendum and by way of an e-mail or SMS to unitholders of that particular scheme

---

Past performance may or may not be sustained in the future. Source: HSBC Asset Management India, data as at 31 March 2023

Disclaimer: This document has been prepared by HSBC Asset Management (India) Private Limited (HSBC) for information purposes only and should not be construed as i) an offer or recommendation to buy or sell securities, commodities, currencies or other investments referred to herein; or ii) an offer to sell or a solicitation or an offer for purchase of any of the funds of HSBC Mutual Fund; or iii) an investment research or investment advice. It does not have regard to specific investment objectives, financial situation and the particular needs of any specific person who may receive this document. Investors should seek personal and independent advice regarding the appropriateness of investing in any of the funds, securities, other investment or investment strategies that may have been discussed or referred herein and should understand that the views regarding future prospects may or may not be realized. In no event shall HSBC Mutual Fund/HSBC Asset management (India) Private Limited and / or its affiliates or any of their directors, trustees, officers and employees be liable for any direct, indirect, special, incidental or consequential damages arising out of the use of information / opinion herein.

This document is intended only for those who access it from within India and approved for distribution in Indian jurisdiction only. Distribution of this document to anyone (including investors, prospective investors or distributors) who are located outside India or foreign nationals residing in India, is strictly prohibited. Neither this document nor the units of HSBC Mutual Fund have been registered under Securities law/Regulations in any foreign jurisdiction. The distribution of this document in certain jurisdictions may be unlawful or restricted or totally prohibited and accordingly, persons who come into possession of this document are required to inform themselves about, and to observe, any such restrictions. If any person chooses to access this document from a jurisdiction other than India, then such person do so at his/her own risk and HSBC and its group companies will not be liable for any breach of local law or regulation that such person commits as a result of doing so.

© Copyright. HSBC Asset Management (India) Private Limited 2022, ALL RIGHTS RESERVED.

HSBC Mutual Fund, 9-11th Floor, NESCO - IT Park Bldg. 3, Nesco Complex, Western Express Highway, Goregaon East, Mumbai 400063. Maharashtra.  
GST - 27AABCH0007N1ZS, Email: investor.line@mutualfunds.hsbc.co.in | Website: www.assetmanagement.hsbc.co/in

Mutual fund investments are subject to market risks, read all scheme related documents carefully.